



BEARS GAMEDAY 2023

"RAISE HIGH OUR MAIZE AND BLUE UNTIL THE FIGHT IS WON" - TEAM 108

Week 9 – Friday, October 27, 2023 – 7:00 p.m. – Steve Upton Field at Dickinson Stadium – St. Joseph, MI – MHSAA D3 Playoffs

2023 Season Schedule	
	Friday, 8/25/23 – LOSS 0-55 at Niles Vikings Viking Stadium
	Thursday, 8/31/23 – FORFEIT WIN 2-0 vs. Detroit Henry Ford Trojans Steve Upton Field at Dickinson Stadium
	Friday, 9/9/23 – WIN 39-20 vs. Kalamazoo Central Maroon Giants Steve Upton Field at Dickinson Stadium
	Friday, 9/15/23 – WIN 27-21 at Battle Creek Lakeview Spartan Memorial Stadium
	Friday, 9/22/23 – LOSS 18-35 vs. Portage Central Mustangs Steve Upton Field at Dickinson Stadium
	Friday, 9/29/23 – LOSS 22-48 at Portage Northern Huskies Huskie Stadium
	Friday, 10/6/23 – WIN 35-0 vs. Lakeshore Lancers Steve Upton Field at Dickinson Stadium
	Friday, 10/13/23 – WIN 15-13 at Mattawan Wildcats Mattawan Stadium
	Friday, 10/20/23 – WIN 55-12 vs. Battle Creek Central Bearcats Steve Upton Field at Dickinson Stadium
	Friday, 10/27/23 – 7:00 PM – Pre Districts vs. Lakeshore Steve Upton Field at Dickinson Stadium

St. Joseph Bears Media	
FM Radio/Internet: News/Talk/Sports 94.9 WSJM wsjm.com / wsjmsports.com Joel Cordes (play by play) Bret Witkowski (analyst)	
Internet Only Audio: St. Joseph Bears Sports Network sjbearssports.com Sam O'Toole (play by play) Dave Waaso (analyst)	
Home Video Stream: NFHS Network nfhsnetwork.com	
Print Media: The Herald Palladium theh-p.com	
Social Media: Facebook facebook.com/SJFootball Twitter/X twitter.com/stjoefootball Instagram @stjoefootball St. Joe Athletic Department Twitter/X twitter.com/sjbearssports St. Joe Athletic Department Instagram @sjbearssports	

ST. JOSEPH BEARS		LAKESHORE LANCERS	
			
Team Record:		Team Record:	
6-3		5-4	
Conference Record: (SMAC)		Conference Record: (SMAC)	
5-2		4-3	
Enrollment:		Enrollment:	
966		826	
MHSAA Class/Football Division:		MHSAA Class/Football Division:	
A-D3		A-D3	
Last Game:		Last Game:	
10/20/23 St. Joseph 55, BC Central 12		10/20/23 Portage Cent. 42, Lakeshore	
Head Coach:		Head Coach:	
Andrew Pratley 5 th season (36-16)		Danny Thompson 3 rd season (15-14)	

ST. JOSEPH VS. LAKESHORE GAME NOTES

The Opening Drive:

The MHSAA Playoffs begin tonight, in what could be considered Division 3's rivalry district as St. Joe hosts Lakeshore in tonight's Pre District contest, with the winner facing either Battle Creek Harper Creek or Parma Western. The Bears Lancers matchup is a rematch of a week 7 matchup here at Steve Upton Field at Dickinson Stadium, when the Bears defeated Lakeshore 35-0. Lakeshore still leads the all time series 36-33. The Bears have won the last three meetings. Including the last playoff matchup 17-14 in 2021 at Lakeshore.

The Bears:

St. Joe finished off the regular season with a 55-12 win over Battle Creek Central at Dickinson Stadium last week. Eight different players scored a touchdown for St. Joe in the victory. Blake Siccurello and Lucas Pfeiffer caught touchdown passes from Jackson Lane, while Andrew Barlow, Dylan Chapman, Charles Halstead, Davis Crossman, James Atterberry, and Zhi Bell has rushing scores. St. Joe outgained Battle Creek Central 404-43 rushing, and 487-210 total. Dontronae Miller led the Bears defense with 4 tackles, The Bears defense also had 4 tackles for loss.

The Lancers:

Lakeshore concluded the regular season with their third straight loss, a 42-0 defeat to SMAC Champion Portage Central at McCamley-Knight Field in Portage. Portage Central gobbled a 20-0 lead late in the first quarter when a Lancer punt was blocked and then returned for a touchdown. The Mustangs then took a 28-0 lead with 5:27 remaining in the first half. Portage scored again early in the third quarter to begin the running clock before closing out the 42-0 win and the league title.

It "Bears" Mentioning:

-The Bears 35-0 win over Lakeshore in Week 7 is tied for the 2nd largest margin of victory in the series. St. Joe won 49-14 in Round 2 of the playoffs back in 2007. It's also the 12th time St. Joe has pitched a shutout of the Lancers, and first since 1984. The largest margin of victory for the Bears was a 37-0 decision in 1973.

-Despite trailing in the series 36-33, St. Joe leads in scoring. St. Joe has scored 1,226 points compared to Lakeshore's 1,221.

TEAM 108...

#	PLAYER	YR	POS	HT	WT
0	MAGUIRE LANGE	11	S	5'10"	160
1	MAX KESTERKE	12	SS	5'11	180
2	DEREK HENRIQUEZ CRUZ	12	RB	5'7	170
3	JACKSON LANE	12	QB	6'0	180
4	ROBBIE CLEVELAND	12	SS	6'0	160
5	JP HEAPS	12	CB	5'7	165
6	BLAYKE SICURELLO	11	WR	5'8	155
7	DYLAN CHAPMAN	11	RB	5'10	175
8	LUCAS PFEIFFER	12	WR	6'2	180
9	JAMIER PARKER-HERSEY	12	CB	5'10	165
10	DAVIS CROSSMAN	11	QB	6'0	175
11	JUSWIN JUDGE	12	LB	6'2	190
12	ANDY BARLOW	12	RB	6'1	195
13	HUDSON CORNING	9	QB	5'11	140
14	LOGAN FREEMAN	11	CB	5'6	140
15	JACE BISHOP	11	WR	5'9	135
16	GAVIN KELLER	11	RB	5'9	150
17	JAMES ATTERBERRY	10	QB	5'7	140
18	SAMUEL ZAROTNEY	11	CB	5'10	160
19	CHARLES HALSTEAD	11	RB	5'11	175
20	JACKSON GALSTERER	11	SS	6'1	190
21	JONES RAPPETTE	11	DE	6'2	190
22	BLEYDEN JARVIS	11	WR	5'8	125
23	CADEN LeCLEAR	9	QB		
24	BRADY SHELBY	11	CB	5'10	140
25	BOBBY DELONG	11	TE	6'2	180
26	MATT BAWKS	9	WR		
26A	ETHAN KASTELIC	10	RB	5'8	145
27	JACKSON HUBER	10	SS	6'0	165
28	BRADY VERHAGE	11	RB	5'9	150
29	PHOENIX LIGNELL	10	WR	5'9	150
30	BEN KNOFLACH	9	CB		
30A	HENRY CHURCH	11	LB	5'7	150
31	SETH RANDALL	9	CB		
32	JACK LAWRENCE	12	LB	6'2	195
33	STEVE OWILI	10	LB	5'9	160
34	ZHI BELL	10	RB	5'10	165
35	ALEX HOCHSTETLER	9	LB	5'10	170
36	BRAYDEN MALONE	9	RB		
37	KEEGAN LeCLEAR	9	CB		
38	DOMINIC LIGNELL	9	S	5'10	165
39	ELI PFEIFFER	11	CB	5'10	150
40	EVAN WILKES	11	DT	5'3	130
41	LANDON ELLIS	11	LB	5'8	150
42	URIAH HOUGHTON	9	DE		
43	AIDAN WOODALL	10	LB	5'8	150
44	AIDAN JOHNSON	11	DE	5'10	200
45	NATHAN KATOWICH	11	TE	6'5	180
46	LUCAS SILVA	9	CB		
47	ANDREW MULLIGAN	10	WR	5'9	150

#	PLAYER	YR	POS	HT	WT
48	ETHAN WARSOW	9	FS		
49	JOE ZAROTNEY	9	LB		
50	NICK REEVES	9	LB	5'8	150
51	MASON MOREY	9	G		
52	TYLER ERIKSON	10	C	5'6	175
53	ISAAC CODDE	10	LB	6'0	205
54	ISAAC EBRECHT	11	LB	5'10	165
55	AYDEN ARCHER	11	DL	5'10	245
56	JAMES ROMMEL	9	LB		
57	LIAM DUNLEAVY	9	G		
58	RILEY HALVERSON	10	LB	5'8	150
59	OWEN POOLE	12	C	5'8	215
60	MARSHALL PIERSMA	11	G	6'2	265
61	MICAH JHALA	10	G	5'6	225
62	SAM CHURCH	9	DE		
63	KADEN GROTHOUS	9	T		
64	LUCAS FENRICK-CROMPTON	10	G		
65	CONNOR HUIZENGA	12	G	5'9	240
66	ALEC EMERY	9	C		
67	JAYLAN NICHOLS	10	T	6'0	240
68	COLLIN SAHS	9	T		
70	MADDUX MURPHY	10	T	6'5	280
71	JACOB RICHARDS	10	G	6'0	270
73	JACKSON MILNICKEL	11	G	5'9	200
75	LANDON McIVER	12	DT	5'9	170
76	CAMDEN KING	11	C	6'1	230
77	ANDREW NATE	11	T	6'3	215
78	BRADY SCHEBEL	10	T	6'0	215
79	RUSTY KLAER	11	T/K	6'3	275
80	ATHARV SAXENA	9	WR		
80A	EVAN WEIDNER	11	WR	5'9	150
81	JACE HOPKINS	10	WR	5'7	140
83	LIAM McANDREW	9	TE		
84	JACK HUMES	10	WR	6'1	175
85	HARKEERAT SINGH	9	WR		
85A	JOSH HOYT	10	SS	6'1	150
86	JAKOBE REED	9	WR		
87	ELI KRAGT	9	TE	6'2	225
88	CHASE JOHNSON	10	TE	5'9	180
89	NATE SCHMITT	9	TE	6'0	175
90	NOAH TONEY	10	DT	5'8	165
91	ZION BELL	10	DE	6'2	205
93	DAVID SILVA	10	DE	5'9	210
94	CHASE PITCHER	9	DE		
95	DESMOND WILLIAMS	11	DT	6'1	305
96	NOAH HOOK	11	DT	5'4	160
97	ELVIN VU	11	DT	5'9	235
98	ELI NGUYEN	9	DT		
99	DONTRANAE MILLER	11	DT	5'9	245

A PLAYERS WITH ARE OUT WITH INJURIES

HEAD COACH: ANDREW PRATLEY (5TH SEASON)

ASSISTANTS:

STEVE GRAZIANO:	ASSOCIATE HEAD COACH/DEFENSIVE COORDINATOR
BEN JAGER:	DEFENSIVE LINE
GANDALF CHURCH:	DEFENSIVE BACKS
SAM WALLACE:	OFFENSIVE LINE
JASON CATANIA:	WIDE RECEIVERS
AARON OLMSTED:	SPECIAL TEAMS COORDINATOR LB COACH
RYAN KLAER:	KICKERS/PUNTERS
RICHARD HUGHEY:	TIGHT ENDS
BRANDON GROOM:	ASSISTANT DEFENSIVE BACKS
BOB YACK:	HEAD JV COACH
LOGAN JONES:	JV DEFENSIVE COORDINATOR
BILL SHERMAN:	HEAD FRESHMAN COACH
EVAN WILSON:	FRESHMAN DEFENSIVE COORDINATOR
GABBY HARDY:	ACADEMIC COACH



QUICK FACTS...


Series History: SJ trails 33-36 (.478) St. Joseph points: 1,226 Lakeshore points: 1,221 Games Decided by 3 Points or Less: SJ 6-5 by 7 Points or Less: LKSH 9-7 by 10 Points or More: Tied 25-25 St. Joseph's Longest Winning Streak: 11 1961-1971 St. Joseph Longest Losing Streak: 17 1992-2006 Current St. Joseph Streak: SJ won 3 Biggest St. Joe Win: 37: SJ 37, LKSH 0 (1973) Biggest St. Joe Loss: 49: LKSH 49, SJ 0 (2001) Last St. Joe Home Win: 2023: SJ 35, LKSH 0 Last St. Joe Road Win: 2022: SJ 48, LKSH 14 Last Lakeshore Home Win: 2020: LKSH 26, SJ 0 Last Lakeshore Road Win: 2021: LKSH 35, SJ 28	Enrollment: 966 (Class A, Football Division 3) School Type: Public Superintendent: Jenny Fee Assistant Superintendent: Kelly Gaideski Principal: Greg Blomgren Assistant Principals: Allison Hoskins, Andrew Pratley Athletic Director/Assist. Principal: Kevin Guzzo Athletic Secretary: Jennifer Walters Nickname: Bears Colors: Maize and Blue Fight Song: St. Joseph Fight Song Conference: Southwest Michigan Athletic Conference, Charter member since 1931 First Year of Football Competition: 1913 All-Time Record: 569-379-34 (108 th season) *(No teams in 1916-18, influenza and WWI) State Titles: 0 Runner Up: 1, 1988 (Class B) S.M.A.C. Conference/Division Championships (Last): 38 (2022) Undefeated Seasons: (10) (1938, 71, 73, 80, 84, 86, 87, 88, 07, 08) Longest regular season winning streak: 37 - 9/26/86-9/30/89 Playoff Appearances: (23) – B:80,84,86,87,88; BB:90,96,97; 3:99,06,07,08,09,10,11,13,15,16,17,18,19,20,21,22 Retired Jersey's: 82 Rob Fredrickson (Class of 1989) – Jersey retired on January 5, 1999
---	--

THE BEARS WHEN...

Overall Record:	6-3 (0.667)
Home Record:	3-1 (0.750)
Road Record:	2-2 (0.500)
Neutral Site Record:	0-0 (0.000)
Conference Record:	5-2 (0.714)
St. Joseph scores first:	3-0 (1.000)
Opponent scores first:	2-3 (0.400)
Scoring 21 points or more:	4-1 (0.800)
Scoring 20 points or less:	1-2 (0.000)
Allowing 21 points or more:	1-3 (0.250)
Allowing 20 points or less:	5-0 (1.000)
Leading at the half:	4-1 (0.800)
Tied at the half:	0-0 (0.000)
Trailing at the half:	1-3 (0.250)
Leading after 3 quarters:	6-0 (1.000)
Tied after 3 quarters:	0-0 (0.000)
Trailing after 3 quarters:	0-3 (0.000)
Takeaways / Giveaways:	14/16 (-2)
Points scored off turnovers:	54
Points allowed off turnovers:	37
Points scoring on game opening drive:	13
Points allowed on game opening drive:	27
Scored on game opening drive:	2/6
Scored against on opening drive:	4/6

Opponents...		
<i>Team</i>	<i>Record</i>	<i>%</i>
Niles	8-1	0.889
Detroit Henry Ford	3-6	0.273
Kalamazoo Central	2-6	0.250
Battle Creek Lakeview	3-6	0.333
Portage Central	8-1	0.889
Portage Northern	8-1	0.889
Lakeshore	5-4	0.556
Mattawan	3-6	0.333
Battle Creek Central	0-9	0.000
*Lakeshore	5-4	0.556
Opponents overall record: 45-46 (.495)		
St. Joseph Record: 6-3 (.667)		
* - Playoff opponent		

ON THE SIDELINES...

Year	Coach	Record	ST. JOSEPH BEARS FOOTBALL COACHING HISTORY	Head Coach: Andrew Pratley
1913	Whitehead	3-4		 <p>Coach Pratley is in now in his fifth season as Head Coach of the St. Joe Bears. Coach Pratley is also in his 28th year of coaching. He served as an assistant coach at Adrian High School for 1 year, Mio High School for 4 before spending 9 years as Head Coach of Ogemaw Heights High School and the previous 6 years as Head Coach of Holland High School. Coach Pratley is a 1996 graduate of Frankfort High School. He graduated from Adrian College in 2000 with a Bachelors degree and earned his Masters Degree in Administration from the University of Phoenix in 2008. He is currently the Assistant Principal of St. Joseph High School. He is happily married to his beautiful wife Kristen for the past 20+ years and together they have three children, Ellison who graduated from Valparaiso University, Troy, is at Concordia University Chicago, and Breanne, who just graduated from St. Joe High School.</p>
1914	Berry	2-6		
1915	Gardner	0-6-1		
1916-1918	No Teams			
1919-1920	Gordon Gabal	12-6-1		
1921-1931	Henry Howe	50-39-11		
1932	Fred Harrsen	1-7-1		
1933	Henry Howe	4-3-1 (54-42-12)		
1934-1935	Ronald Finch	12-3-2		
1936-1946	Harry Lee	53-31-5		
1947-1948	Jack Petosky	7-5-3		
1949-1950	Jay Eldred	8-8		
1951-1953	Walt Gephart	10-13-1		
1954-1963	Dick Higgs	43-31-7		
1964-1967	Willis Koontz	13-22		
1968-2001	Ivan "Ike" Muhlenkamp	211-110-1		
2002-2005	John Van Wagoner	7-29		
2006-2010	Elliot Uzelac	45-13		
2011-2018	Gandalf Church	53-28		
2019-	Andrew Pratley	36-16		
SAINT JOSEPH FIGHT SONG			Overall Record: 113-91 St. Joseph Bears: 2019-present (36-16) 2019: 6-4 (4-1 SMAC West) 2020: 7-2 (4-1 SMAC) (SMAC Co Champs) 2021: 8-5 (4-3 SMAC) (District, Regional) 2022: 9-2 (7-0 SMAC) (SMAC) 2023: 6-3 (5-2 SMAC) Holland Dutch: 2013-2018 (17-38) 2013: 1-8 (1-4 OK-Green) 2014: 2-7 (1-4 OK-Green) 2015: 2-7 (1-4 OK-Green) 2016: 2-7 (0-6 OK-Green) 2017: 6-4 (4-2 OK-Green) 2018: 2-7 (0-6 OK-Green) West Branch Ogemaw Heights Falcons: 2012-2004 (60-37) 2004: 4-5 (3-2 NE Michigan) 2005: 7-4 (3-2 NE Michigan) 2006: 8-4 (3-2 NE Michigan) 2007: 8-3 (4-1 NE Michigan) 2008: 5-5 (2-2 NE Michigan) 2009: 11-2 (4-0 NE Michigan) 2010: 5-5 (2-1 NE Michigan) 2011: 4-5 (2-4 Big North) 2012: 8-4 (4-2 Big North)	

THE SMAC...



AROUND THE SMAC – WRAPPING UP WEEK 9

- ▶ St. Joseph 55, Battle Creek Central 12 – Steve Upton Field at Dickinson Stadium, St. Joseph
- ▶ Portage Central 42, Lakeshore 0 – McCamley-Knight Field, Portage
- ▶ Battle Creek Lakeview 56, Kalamazoo Central 47 – Spartan Memorial Field, Battle Creek
- ▶ Portage Northern 51, Mattawan 14 – Huskie Stadium, Portage



Inactive SMAC Schools

- ▶ Gull Lake 42, Olivet 7 – Richland Stadium, Richland
- ▶ Bronson 18, Kalamazoo Loy Norrix 16 – Griffith Stadium, Kalamazoo

SMAC SCHEDULE – WEEK 10**Active SMAC Schools***Division 2**Byron Center at Portage Central**Portage Northern at Caledonia**Division 3**Lakeshore at St. Joseph***SMAC BROADCASTS****Lakeshore at St. Joseph**

- News/Talk/Sports 94.9 WSJM, 97.5 Y-Country WYTZ, St. Joseph Bears Sports Network, Lakeshore Lancers Network, NFHS Network (video)

Byron Center at Portage Central

- YouTube (video)


Portage Northern at Caledonia

- Portage Northern Network, NFHS Network (Video)

Final SMAC Standings

Place	Team	Tonight	Overall Record	Conference
1	Portage Central	Lakeshore	8-1	7-0
2	Portage Northern	Mattawan	8-1	6-1
3	St. Joseph	Battle Creek Central	6-3	5-2
4	Lakeshore	@ Portage Central	5-4	4-3
5	Battle Creek Lakeview	2024	3-6	3-4
6	Mattawan	2024	3-6	2-5
7	Kalamazoo Central	2024	2-6	1-6
8	Battle Creek Central	2024	0-9	0-7

SMAC OPPONENTS SEASON SCHEDULE, RESULTS, STANDINGS...

		
BATTLE CREEK CENTRAL BEARCATS C.W. Post Field Head Coach: Lorin Granger (12th season)	BATTLE CREEK LAKEVIEW SPARTANS Spartan Memorial Field Head Coach: Brett Vernon (1st)	KAL. CENTRAL MAROON GIANTS Eugene S. Thomas Stadium Head Coach: Michael Stanger (3rd)
08/25 – at Byron Center L 55-14) 08/31 – HARPER CREEK L 13-21) 09/08 – PORTAGE NORTHERN L 0-40 09/15 – LAKESHORE L 14-42 09/22 – at Mattawan L 7-49 09/29 – PORTAGE CENTRAL L 9-28 10/06 – at Kalamazoo Central L 0-28 10/13 – BC LAKEVIEW L 6-29 10/20 – at St. Joseph L 12-55	08/24 – HARPER CREEK L 32-33 08/31 – at Grand Ledge L 28-56 09/08 – PORTAGE CENTRAL L 20-56 09/15 – ST. JOSEPH L 21-27 09/22 – at Portage Northern L 28-57 09/29 – at Lakeshore L 20-56 10/06 – MATTAWAN W 34-18 10/13 – at Battle Creek Central W 29-6 10/20 – KALAMAZOO CENTRAL W 56-47	08/24 – KAL. LOY NORRIX Cancelled 08/31 – at Sturgis W 47-34 09/08 – at St. Joseph L 20-39 09/15 – PORTAGE NORTHERN L 19-58 09/22 – at Lakeshore L 12-34 09/29 – at Mattawan L 27-28 10/06 – BATTLE CREEK CENTRAL W 28-0 10/13 – PORTAGE CENTRAL L 15-35 10/20 – at BC Lakeview L 47-56
LAKESHORE LANCERS Kohn-Lehman Field at Al Stockman Stadium Head Coach: Danny Thompson (3rd)	MATTAWAN WILDCATS Wildcat Stadium Head Coach: David Arrasmith (4th)	PORTAGE CENTRAL MUSTANGS McCamley-Knight Field Head Coach: Mick Enders (14th)
08/24 – at Zeeland West L 8-56 08/31 – NILES W 15-14 09/08 – MATTAWAN W 33-26 09/15 – at Battle Creek Central W 42-14 09/22 – KALAMAZOO CENTRAL W 34-12 09/29 – B.C. LAKEVIEW W 56-20 10/06 – at St. Joseph L 0-365 10/13 – PORTAGE NORTHERN L 17-38 10/20 – at Portage Central L 0-42	08/24 – at Lowell L 28-56 08/31 – MARSHALL W 45-0 09/08 – at Lakeshore L 26-33 09/15 – at Portage Central L 14-41 09/22 – BATTLE CREEK CENTRAL W 49-7 09/29 – KALAMAZOO CENTRAL W 28-27 10/06 – at Battle Creek Lakeview L 18-34 10/13 – ST. JOSEPH L 13-15 10/20 – at Portage Northern L 14-51	08/24 – EAST LANSING W 17-7 08/31 – at GR Forest Hills Central L 6-26 09/08 – at B.C. Lakeview W 56-20 09/15 – MATTAWAN W 41-14 09/22 – at St. Joseph W 35-18 09/29 – at Battle Creek Central W 28-9 10/06 – PORTAGE NORTHERN W 32-22 10/13 – at Kalamazoo Central W 35-15 10/20 – LAKESHORE W 42-0
PORTAGE NORTHERN HUSKIES Huskie Stadium Head Coach: Kurt Twichell (3rd)		ST. JOSEPH BEARS Steve Upton Field at Dickinson Stadium Head Coach: Andrew Pratley (5th)
08/24 – at Vicksburg W 54-17 08/31 – WEST OTTAWA W 41-13 09/08 – at Battle Creek Central W 40-0 09/15 – at Kalamazoo Central W 58-19 09/22 – B.C. LAKEVIEW W 57-28 09/29 – ST. JOSEPH W 48-22 10/06 – at Portage Central L 22-31 10/13 – at Lakeshore W 38-17 10/20 – MATTAWAN W 51-14		08/25 – at Niles L 0-55 08/31 – DETROIT HENRY FORD FW 2-0 09/08 – KALAMAZOO CENTRAL W 39-20 09/15 – at B.C. Lakeview W 27-21 09/22 – PORTAGE CENTRALL 18-35 09/29 – at Portage Northern L 22-48 10/06 – LAKESHORE W 35-0 10/13 – at Mattawan W 15-13 10/20 – BATTLE CREEK CENTRAL W 55-12

Other St. Joseph Opponents

NILES VIKINGS Viking Stadium Head Coach: Scot Shaw (3rd)		DETROIT HENRY FORD TROJANS Joe Hoskins Stadium Head Coach: Harold Harris (4th)
08/25 – ST. JOSEPH W 55-0 08/31 – at Lakeshore L 14-15 09/08 – THREE RIVERS W 56-8 09/15 – at Otsego W 50-8 09/22 – at Sturgis W 61-21 09/29 – VICKSBURG W 50-0 10/06 – EDWARDSBURG W 49-0 10/13 – at Plainwell W 69-0 10/20 – PAW PAW W 56-18		08/25 – at Farmington L 6-52 08/31 – at St. Joseph FL 0-2 09/07 – DET SOUTHEASTERN L 14-40 09/15 – at Detroit East English L 0-65 09/22 – at Detroit Renaissance L 0-30 09/29 – at Detroit Mumford W 22-8 10/06 – DETROIT WESTERN W 32-0 10/13 – at Detroit Douglass W 49-0 10/20 – NEW BOSTON HURON L 8-29

MHSAA Division 3 Playoffs

District Semifinals

R1-D1 Bay City Western (5-4) 47.222 at Gaylord (9-0) 66.569 F 7:00 PM

R1-D1 Petoskey (5-4) 47.389 at Marquette (5-3) 49.667 F 6:00 PM

R1-D2 Grand Rapids Northview (4-5) 46.444 at Mount Pleasant (8-1) 73.333 F 7:00 PM

R1-D2 Lowell (6-3) 56.222 at Grand Rapids Forest Hills Central (8-1) 71.889 F 7:00 PM

R2-D1 Coopersville (7-2) 55.778 at East Grand Rapids (7-2) 63.667 F 7:00 PM

R2-D1 Zeeland East (6-3) 57.111 at Zeeland West (6-3) 57.333 F 7:00 PM

R2-D2 Battle Creek Harper Creek (6-3) 51.000 at Parma Western (8-1) 62.986 F 7:00 PM**R2-D2 Stevensville Lakeshore (5-4) 54.833 at St Joseph (6-3) 58.722 F 7:00 PM**

R3-D1 Linden (4-5) 49.000 at Mason (9-0) 72.750 F 7:00 PM

R3-D1 Fenton (6-3) 60.889 at DeWitt (6-2) 62.181 F 7:00 PM

R3-D2 Redford Thurston (6-3) 46.556 at Walled Lake Western (8-1) 74.333 F 7:00 PM

R3-D2 Holly (6-3) 52.444 at Auburn Hills Avondale (8-1) 68.667 F 7:00 PM

R4-D1 Detroit Martin Luther King (4-5) 45.667 at Port Huron (7-2) 61.667 F 7:00 PM

R4-D1 Warren Fitzgerald (4-5) 46.222 at Grosse Pointe North (6-3) 51.000 F 6:00 PM

R4-D2 River Rouge (5-4) 50.333 at Southgate Anderson (7-2) 65.389 F 7:00 PM

R4-D2 Trenton (5-4) 56.778 at Riverview (8-1) 57.667 F 7:00 PM

MEDIA AND BROADCAST PARTNERS...

St. Joseph fans have multiple options to follow St. Joe Bears Football all year long.

NEWS/TALK/SPORTS 94.9 WSJM

Now in their 25th season, News/Talk/Sports 94.9 WSJM will again be the radio home to St. Joseph Bears football. New this year is a new voice calling the games, Joel Cordes takes over as the voice of Bears football broadcasts, back alongside Joel will be former Bear player Bret Witkowski. WSJM's live feed is broadcast inside the stadium concourse, so fans don't have to miss any of the action while at the concession stand. The audio is also available on their website at wsjm.com as well as the WSJM app for Android and Apple devices.

**ST. JOSEPH BEARS SPORTS NETWORK**

Now in its 3rd season is the St. Joseph Bears Sports Network. In association with the St. Joe Athletic Department and highschoolstreaming.com, the St. Joseph Bears Sports Network is one of 11 school broadcast network to its lineup. The St. Joseph Bears Sports Network will be broadcast to not only varsity football games, both home and on the road, but select volleyball, wrestling, as well as boys and girls basketball, and boys and girls soccer this season. The website-based internet broadcasts will be on their website at sjbearssports.com. Joe Jason Media has networks devoted to Lakeshore, Dowagiac, South Haven, Edwardsburg, Berrien Springs, Mattawan, Portage Northern, Niles, DeWitt and the Greater Muskegon area. Sam O'Toole returns for his third season on the St. Joe Bears Sports Network with Dave Waaso joining him as analyst.

NFHS NETWORK

Bears fans that are unable to be at Dickinson Stadium can still watch the games live, or even watch the games again thanks to the NFHS Network. The NFHS Network is the official video streaming provider for the MHSAA and most high school sports governing bodies in the country. Viewers must subscribe to the video streaming service for a monthly or yearly fee, and a portion of that fee is returned to the school. St. Joe has two NFHS Cameras at the high school, one located at Dickinson Stadium and the other in the Bear Den. This will allow nearly every athletic event taking place at either venue to be streamed online, and the camera is completely automatic and is not run by a camera operator. Plus the video features the live scoreboard on the bottom of the screen just as games on TV and the play by play of longtime radio partner News/Talk/Sports 94.9 WSJM. The NFHS Network can be viewed on your desktop or laptop computer by just visiting the website at www.nfhsnetwork.com, and you can also download the NFHS Network app for Apple or Android devices. In addition to St. Joe, the NFHS Network has similar cameras at a number of road venues, which can also be viewed by subscribers without any additional fee. In fact, you can watch games from any school that has an NFHS Network camera.

**HERALD PALLADIUM**

Game stories, previews, and reporting from the Herald Palladium continues to be part of the high school football experience and of Southwest Michigan High School Sports altogether. The Herald Palladium has been a staple at St. Joseph Bears Football games both home and in many cases, the road as well. Subscribers of the local newspaper in actual print or on their website heraldpalladium.com will get the stories from the games and full color photos of all the action.

**OTHER BROADCAST OUTLETS:**

Television highlights are usually provided by media outlets in the South Bend or Kalamazoo markets. South Bend's WNDU (16), WSBT (22), and WBND (57), Kalamazoo's WWMT (3), Grand Rapids WOOD (8), WXMI (17), and WZZM (13) will occasionally have a highlight or two. Other radio stations that might have a St. Joe game include 97.5 Y Country WYTZ for Lakeshore, WBCK-FM 95.3 in Battle Creek, or WKZO-AM 590 in Kalamazoo. Internet broadcasts include the Lakeshore Lancers network, the Mattawan Wildcats Network, Niles Vikings Network, Portage Northern network, and RC Sports Network. Portage Central home football games are broadcast by a student produced broadcast on YouTube.

THE RECORD BOOK...**Victories**

Consecutive, Regular Season only, No Ties

37 - 9/26/86-9/30/89

Consecutive Shutouts, No Ties

4 – 9/14-10/5/73 (Lakeshore, Muskegon Catholic Central, Dowagiac, Kalamazoo Loy Norrix)

3- 9/11-9/25/11 (Niles, Loy Norrix, Benton Harbor)

3 – 10/16-10/30/87 (Portage Northern, Kalamazoo Loy Norrix, South Haven)

3 – 9/26-10/10/86 (Benton Harbor, Portage Central, Niles)

Consecutive Winning Regular Seasons

11 – 1982-1992

8 – 2015-current

8 – 2006-2013

6 – 1994-1999

Ties**Lowest Scoring Tie Game**

0- 9/30/55 vs. Grand Haven (0-0)

10/4/68 vs. K. Loy Norrix (0-0)

Highest Scoring Tie Game

40- October 11, 1963 vs. Niles (20-20)

Season

2 - 1963, 9/20 vs. Buchanan (6-6), 10/11 vs. Niles (20-20)

2 - 1963, 9/21 vs. Buchanan (13-13), 9/28 vs. Dowagiac (6-6)

Consecutive Ties

2 - 1963, 9/21 vs. Buchanan (13-13), 9/28 vs. Dowagiac (6-6)

Last Tie Game

10/4/68 – SJ 0, KLN 0

Forfeit Wins

8/31/23 – vs. Detroit Henry Ford

8/27/04 – vs. Battle Creek Lakeview

Scoring**Game (min 50)**

75 – SJ 75, Okemos 0 – 9/24/21

67 – SJ 67, BCC 35 – 9/19/08

62 – SJ 62, PN 49 – 9/30/22

62 – SJ 62, BCC 30 – 9/2/21

61 – SJ 61, KLN 14 – 10/25/85

59 – SJ 59, BH 8 – 10/3/14

59 – SJ 59, NIL 26 – 10/9/15

58 – SJ 58, SH 0 - 10/30/87

57 – SJ 57, SH 0 - 9/5/97

56 – SJ 56, KC 0 – 9/9/22

56 – SJ 56, GL 13 – 10/30/09

55 – SJ 55, BCC 12 – 10/20/23

55 – SJ 55, NIL 7 – 9/6/19

55 – SJ 55, KLN 6 – 9/21/18

55 – SJ 55, NIL 26 – 9/27/13

55 – SJ 55, KLN 7 – 9/17/10

55 – SJ 55, PN 0 - 10/16/87

55 – SJ 55, MAT 7 – 10/9/09

54 – SJ 54, GL 14 – 10/16/20

52 – SJ 52, GL 6 – 9/3/15

52 – SJ 52, BUC 7 - 11/7/58

Largest Margin of Victory

75 – SJ 75, Okemos 0 – 9/24/21

Lowest Scoring Win

2 – SJ 2, PC 0 – 10/4/85

Safeties in a game

2 – SJ 37, MAR 7 – 8/27/10

Touchdowns in a game

11 – SJ 75, Okemos 0 – 9/24/21

Total Yards in a game (Passing & Rushing)

706 – 9/30/22 vs. Portage Northern

517 rushing/189 passing,
3rd highest in MHSAA History**Points Scored**

Year	Points Regular Season	Points Scored Overall	PPG Regular Season	PPG Overall
2008	344	389	38.22	35.36
1984	336	336	37.33	33.60
1987	319	329	35.44	29.91
2009	310	392	34.44	32.67
2015	304	383	33.78	31.92
2021	303	405	33.67	31.15
1997	300	377	33.33	31.42
2007	281	410	31.22	31.54
1988	279	327	31.00	25.15
2022	277	277	39.57	39.57
2013	267	304	29.67	27.64
2010	259	303	28.78	27.55
2020*	176	263	29.33	29.22

*2020 only 6 game regular season due to COVID

Fewest Points Allowed –**Regular Season (under 80)**

43 – 1986

59 – 1961

62 – 1971, 2007

64 – 1973

65 – 1974

71 – 1980

77 – 1962

79 – 1960

First Downs

171 – 2007

170 – 2022

Rushing Yards**2,993 – 2022**

2,272 – 2008

2,169 – 1987

Rushing Attempts

456 – 2022

365 – 2017

358 – 2015

334 – 2008

333 – 2013

Passing Yards

1984 - 1984

Passing Attempts

232 – 2003

Passes Completed

102 - 1984

Fewest Yards Penalized

186 - 1978

Defense vs. Punt Return

-2 - 1987

Defense vs. Rush

484 - 1984

Defense vs. Pass

369 - 1995

Average Punt Return (Total Attempts)

20.0 (12) - 1994

Interceptions Allowed

18 - 1983

Fewest Interceptions by Opponents

1 (5 times) - 1988, 1989, 1990, 1991, 2010

Interceptions by

St. Joseph

19 (2 times) - 1968, 1969

Most Fumbles Lost

23 - 1969

Fewest Fumbles Lost

3 – 2002

4 – 2010

Most Punts

54 - 2003

Fewest Punts

16 – 2008, 2022

17 – 2007

Most Blocked Punts

6 – 1983, 2008

Most Blocked Kicks (XP, FG, Punt)

9 – 2008

High Punt Average

42.8 - 1988

Kickoff Average

53.55 - 1999

Most Shutouts

4 (3 times) - 1984, 1985, 1986

THE RECORD BOOK (CONTINUED)

INDIVIDUAL RECORDS...

Passing

Attempts

231-Andy Schueneman (2003)

Completed

98- Ethan Schweir (2007)

Yards

1793-Mike Gillette (1984)

Yards per completion

22.8- Dennis Patzer (1970)

Fewest Interceptions

1-Ebon Sanders (1988)/Phelan (1991)

Touchdown Passes

19-Ethan Schweir (2007)

Longest Touchdown Pass

84-Caleb Wright to James Barber (2001)

Receptions

45-Steve Preston (1984)

Receptions (Game)

11-Dan Lafond (2003)

Reception Yards

909-Steve Preston (1984)

Average Per Reception

34.5-Paul Gibeau (1987)

Touchdown Receptions

14-Scott Blasko (1996)

Special Teams

PAT Percentage

100.0-Brett Virgil (2005)

100.0-Ryan Kitron (2011)

97.7-Max Taylor (2021)

93.8-Max Taylor (2022)

95.8-Mike Gillette (1984)

95.0-Josh Akins (2009)

94.6-Sean Akins (2015)

93.3-Brett Virgil (2006)

Most PAT's

45-Max Taylor (2022)

42-Max Taylor (2021)

38-Josh Akins (2009)

35-Mike Gillette (1984)/Brett Virgil (2007), Sean Akins (2015)

Longest PAT Run (2 point conversion)

24-Nisbet (1971)

Field Goals (season)

9-Mike Gillette (1984)

9-Cullen Hoffman (2014)

9-Cullen Hoffman (2013)

9-Antonio Buhrfiend (2018)

Longest Field Goal

48-Brad Shushman (1999)

Longest Punt

71-Izak Ruddell (2016)

Kickoff Average

57.5-Cullen Hoffman (2013)

53.8-Sean Akins (2015)

53.6-Brad Shushman (1999)

53.4-Antonio Buhrfiend (2018)

Punt Average

42.8-Gary Layton

Field Goal Percentage

100-Greg Phelan (1990)/Jeff Smith (1996)/Ethan Schweir (2006), Josh Akins (2009)

Longest Kickoff Return for Touchdown

95-Griffin Shinrock (10/23/2020)

94-Mike Ryan (10/25/1974)

Longest Punt Return for Touchdown

96-Keith Demchinski (1994)

Longest Fumble Return for Touchdown

99-Jones Rappette (9/22/23)

Blocked Punts For Touchdown

1-Fred Fenrick (1959), Johnston (1973), Jones (1973), Brian Kubicki (1989), Brandon Hobbs (1999), Andy Radde (1999), Ty Taylor (2010), Connor Robinson (2018), Briggs Mosher (2018), Hunter Kalamaros (2019), Trey McGinnis (2021)

Most Blocked Punts (season)

4-Kubizna (1983),

Josh Weaver (2008)

Rushing

Yards (season)

1,290-Ryan Haynes (2017)

1,289-Jamaal Jackson (2009)

1,215-Anthony Dunning (2002)

Yards (game)

391 – Jack Turak (11/1/13)

(Playoffs vs. Sturgis (43 carries)

Attempts (Season)

235-Anthony Dunning (2002)

Attempts (Game)

43-Jack Turak (2013) vs. STG

40-Jack Turak (2013) vs. PC

40-Henry Steele (1996)

Yards Per Carry Average

9.5 – Jamaal Jackson (2008)

7.5 – Justin Gambrell (2013)

7.5 – Tom Golba (1987)

Rushing Touchdowns (season)

21-Jamaal Jackson (2009)

18-Alex Smith (1980)/

Jason Sandusky (1992)

Rushing Touchdowns (game)

6-Drake Smith (2008)

Offense

Total yards (rush/receiving)

1573-Gary Layton (1990)

Total Touchdowns (run/rec)

21-Jamaal Jackson (2009)

18-Alex Smith (1980)/

Jason Sandusky (1992)

Scoring

Points (season)

139-Alex Smith (1980)

Defense

Tackles (season)

104-Bryan Brown (1978)

Tackles (game)

22-Adam Baske (1997)

Sacks (game)

13-Jeff Morris (1982)

Tackles (season)

70-Andy Radde (1999)

Interceptions (season)

8-Ebon Sanders (1989)

Interceptions for Touchdown

2-Frank Olson (1973)

Doug Lincoln (1973)

CAREER RECORDS

Total Yards

3533-Mike Ryan (1972-1974)

Total Rushing Yards

2985-Alex Rutherford (2009-12)

2366-Mike Ryan (1972-1974)

Rushing Touchdowns

35-Alex Rutherford (2009-12)

Total Rushing Attempts

530-Alex Rutherford (2009-2012)

440-Gary Layton (1988-1990)

Total Passing Yards

3,055-Mike Gillette (1982-1984)

Total Passing Touchdowns

29-Mike Gillette (1982-84)

28-Ethan Schweir (2004-07)

Receptions

72-Steve Preston (1983-1984)

Touchdown Receptions

14-Steve Preston (1983-84)/

Scott Blasko (1995-96)

Reception Yards

1368-Steve Preston (1983-1984)

Passes Attempted

376-Andy Schueneman (2002-2003)

Passing Percentage

63.5-Sean Guinane (2007-09)

60.4-Ethan Schweir (2004-07)

Interceptions

12-Mike Ryan (1972-1974)

Tackles

214-Bryan Brown (1977-1979)

PAT's Kicked

87-Max Taylor (2021-2022)

79-Brett Virgil (2005-2007)

Field Goals

19-Mike Gillette (1982-1984)

19-Cullen Hoffman (2012-2014)

Scoring

216-Alex Rutherford (2009-12)

212-Mike Ryan (1972-1974)

New record set in 2023

Cumulative records listed are regular season games only, playoff games do not count in record book, for season/career records.

Single game records are for season and playoff games.

WHEN WAS THE LAST TIME...**St. Joe scored first...**

... and won	10/20/23 vs. Battle Creek Central	Won 55-12
... and lost	10/22/21 vs. Battle Creek Lakeview	Lost 10-16

St. Joe got scored on first...

... and won	10/13/23 at Mattawan	Won 15-13
... and lost	09/29/23 at Portage Northern	Lost 22-48

St. Joe scored at least six TD's in a game...

10/20/23 vs. Battle Creek Central	Won 55-12
-----------------------------------	-----------

St. Joe allowed at least six TD's in a game...

09/29/23 at Portage Northern	Lost 22-48
------------------------------	------------

St. Joe kicked a field goal in a game

... Rusty Klaer (24 & 26 yards)	10/06/23 vs. Lakeshore	Won 35-0
---------------------------------	------------------------	----------

St. Joe scored a safety...

St. Joe scored a safety...	11/14/20 vs. Lakeshore (playoffs)	Loss 9-14
...Lakeshore punter stepped out of the back of the endzone on a punt for a safety.		

St. Joe gave up a safety...

10/22/21 vs. Battle Creek Lakeview	Lost 10-16
------------------------------------	------------

St. Joe returned a kickoff for a touchdown...

... Hudson Lange 78 yards...	08/26/21 vs. Traverse City Central (at FSU)	Lost 28-49
------------------------------	---	------------

St. Joe returned a punt for a touchdown...

... Trey McGinnis (recovered in endzone after block)...	09/27/21 at Battle Creek Central	Win 62-30
---	----------------------------------	-----------

St. Joe scored a 2-point conversion...

... Blake Siccarello rush	10/20/23 vs. Battle Creek Central	Won 55-12
---------------------------	-----------------------------------	-----------

St. Joe allowed a 2-point conversion...

08/25/23 at Niles	Lost 0-55
-------------------	-----------

St. Joe scored a defensive touchdown...

... by fumble... Jones Rappette 99 yards (school record)	09/22/23 vs. Portage Central	Lost 18-35
... by INT... Lucas Pfeiffer 16 yards	09/09/23 vs. Kalamazoo Central	Won 39-20

St. Joe blocked...

... an extra point... Hudson Lange	09/23/22 at Portage Central	Won 13-12
... a field goal... Devon Frenchko	10/05/18 at Battle Creek Lakeview	Won 20-12
... a punt... Elijah Turner	09/09/22 at Kalamazoo Central	Won 56-0

St. Joe shut out an opponent...

10/06/23 vs. Lakeshore	Won 35-0
------------------------	----------

St. Joe was shut out by an opponent...

08/25/23 at Niles	Lost 0-55
-------------------	-----------

St. Joe played an overtime game...

... and won	10/31/08 vs. Wayland (pre-districts)	Won 32-31
... and lost	10/01/21 at Portage Central	Lost 30-36 OT
... at home	10/31/08 vs. Wayland (pre-districts)	Won 32-31
... on the road	10/01/21 at Portage Central	Lost 30-36 OT
... that went into 2 or more overtimes	10/28/01 vs. Benton Harbor	Lost 27-28 2 OT

St. Joe played a team ranked in the AP Top 10

... and won	10/21/22 at Battle Creek Central (D2#7)	Won 47-29
... and lost	09/29/23 at Portage Northern (D2#7)	Lost 22-48

THE BEAR TRADITIONS...**EARN YOUR NUMBERS**

When you look out on the field you will notice that many if not all of the Bears have numbers on the left side of their helmets. You may also notice that some may not. The numbers on the left side of the helmet must be earned. This is what is called Earning Your Numbers in the Saint Joseph Football program. Each week the varsity coaching staff discusses which players have earned their numbers. The criteria for earning your numbers are set by each senior class. Before every season each senior class develops what they believe are the behaviors of a champion. These behaviors are what are used for the criteria of earning your numbers. If a player's position coaches believe he is consistently exhibiting the behaviors of a champion he will be awarded his numbers. The player must maintain that consistency, or he could have his numbers taken away and have to earn them back. The goal is for every player to Earn His Numbers. This tradition began in Coach Church's second year in 2012.



The logo commemorating the 2015 season, which was the 100th season in St. Joseph football history.

Previous #1s

2013 Dan Carrick
 2014 Derek Burton
 2015 Eric Engel
 2016 Kevin Jones
 2017 Ryan Barlow
 2018 Nathan Long
 2019 Konner LaVanway
 2020 Troy Pratley
 2022 Joron Brown
 2023 Max Kesterke

THE #1 JERSEY

The #1 jersey has a special status in the Saint Joseph Football program. Each year the coaching staff will decide which skill position player best exemplifies the Bear Football tradition of THE TEAM, THE TEAM, THE TEAM. That player will have the honor of wearing the #1 jersey. So look in your program and the young man who is in the #1 jersey you know is a young man of character. This tradition began in Coach Church's third year 2013.

THE #82 JERSEY

The number 82 is the only number that has been retired by St. Joseph. It belonged to 1989 Graduate Rob Fredrickson. After high school, Rob went on to Michigan State University, where he eventually started at linebacker. He was a three time all-Big Ten linebacker, four time Academic Big Ten and All-American. He was taken in the first round, number 22 overall by the Oakland Raiders. While in Oakland, Rob was selected to the NFL's All-Rookie team, eventually Rob came back home in 1998 at signed with the Detroit Lions then Arizona Cardinals a year later. Rob holds the modern era Cardinals team record of most number of tackles in a game. Which came against the New York Jets (22 tackles), in 1999. In the years that followed Rob's retirement from the NFL in 2003, he went on to be a part of the Arizona Cardinals radio network.

THE BANNER:

Every time the Bears take the field they do so with pride and passion. A display of that pride and passion is exhibited when the Bears rush onto the field and touch the banner before every game. The current banner was donated to the program by the 2013 seniors. This tradition began under Ike Coach Muhlenkamp.

THE MICHELLE KRUSE MEMORIAL VICTORY BELL:

The resounding clang of a bell echoing through a fall night in St. Joseph is a beautiful thing. After every victory the Bears ring the victory bell with pride. If the win was at home the bell will be rung immediately following the handshake line. If the victory was earned on the road you will hear the bell ringing late at night as the Bears arrive home from a joyous bus trip. The bell was donated by the Kruse family in memory of their daughter Michelle Kruse. The tradition began in Coach John VanWagoner's 2nd year in 2003, the first season in the new Dickinson Stadium. A new bell was acquired prior to the 2018 season.

THE HOME OF THE BEARS...

STEVE UPTON FIELD AT DICKINSON STADIUM

Completed: 2003 (21st season)**Seating Capacity:** 5,300 (3,500 home stands - 1,800 visitor stands)**Record Attendance:** 7,500 (9/28/07 – vs. Lakeshore) (SJ won 21-3)**Surface:** Natural Grass (2003-2017), Infilled Turf (2018-)**Record at Dickinson Stadium:** 78-34 (.696)**First game:** September 12, 2003 – St. Joseph 34, Kalamazoo Central 13**Press Box Phone:** (269) 926-3396**Wells Field – The Original**

The Bears first home field wasn't located very far from their current home. Wells Field on State Street in St. Joseph served as the home for the Bears from 1913 to 1949. Near the end of its use, the wooden covered grandstands were in danger of collapse and parking was an issue for fans. So the when the St. Joe schools acquired the title of the parcel of land a block away from Wells Field, it was then decided the school would need to have a new stadium. The grandstands at Wells Field were torn down. Wells Field is still in use by area youth. It is the home for the St. Joseph Baseball Association.

The first Dickinson Stadium

In the mid 1940's the St. Joseph School system acquired the title to a 40 acre parcel of land known as the Dickinson Estate. The area is where the current high school now stands. Around that same time the citizens of St. Joseph recognized the need for a new athletic and recreation area when problems at Wells Field made it difficult to continue to use the facility. It was then that the St. Joe residents got the ball rolling for a new facility. After receiving numerous recommendations by various experts, the planning committee, commissioned architect Robert V. Knox to develop the sketches and conceptual drawings of the stadium. The Board of Education would take these plans to the various service clubs around St. Joseph to rally the community involvement in the project. Every group that were presented the plans went on record as supporting it. The voters overwhelmingly passed the \$170,000 bond proposal on July 25, 1949 for the new stadium and track. A little over a year later, on September 22, 1950, the original Dickinson Stadium opened. The original Dickinson Stadium held its last event on October 19, 2001. In the 51-year history of the stadium it was the home to thousands of events, including football games, track meets, soccer games, band competitions, and commencement ceremonies.

The new Dickinson Stadium

The idea for a new stadium came about when a commission was charged with reviewing and making recommendations on the future of the facilities of the St. Joseph Public School system for the next 30-40 years. After a review of the old stadium, it was determined that to bring the stadium's aging and deteriorating steel support and infrastructure up to code would be a very expensive project. The commission visited newly constructed high schools around the Midwest and made recommendations for the St. Joe schools, including a new football stadium. In March of 2001 a plan for a bond proposal was presented to the St. Joe taxpayers, which not only included the new stadium, but also a new athletic fieldhouse and other various projects at the high school, and a new auxiliary gym, offices, library and orchestra room at Upton Middle School. The bond issue passed on September 25, 2001, less than a month later, the last game at the old Dickinson Stadium was played and demolition began.

While construction continued during the 2002 football season the varsity team played their "Home" games at Lakeshore's Al Stockman Stadium, Benton Harbor's Filstrup Field and at Bridgman High School. Upton Middle School was the home site for the JV and Freshmen teams. The stadium now also has an 8-lane running track, the old stadium had 7 and only 6 were useable. The first games were played on Thursday, September 4th, by the Freshman and JV teams who gave the stadium its first shakedown before the Grand Opening a week later. The official dedication was prior to the game between St. Joseph and Kalamazoo Central, which St. Joe won 34-13. The pregame ceremony included a fly-over by a US Air Force A-10 fighter jet. Less than a year after the opening, the new Dickinson Stadium had the honor of hosting country music and TV star Reba McEntyre for a performance benefiting Harbor Habitat for Humanity, the concert was part of Reba's 2004 tour which was sponsored by Whirlpool Corporation. The concert was held in front of a sold-out crowd of over 6,500 on July 20, 2004.

The scoreboard from the previous Dickinson Stadium, installed in 1998 was saved and relocated before being replaced prior to the 2016 season. The new scoreboard features a full color LED screen that shows live stats as the game progresses, videos, and enhanced animations. In 2018, thanks to a donation by the Upton Family, the playing surface was converted to artificial turf, prompting slight name change to Steve Upton Field at Dickinson Stadium.

Since the turf was installed in 2018, Dickinson Stadium has served as the temporary home for Berrien Springs and Niles varsity football while their stadiums were being built or renovated.

	W	L	TTL	PCT
BATTLE CREEK CENTRAL	3	2	5	0.600
BATTLE CREEK HARPER CREEK	3	1	3	0.750
BATTLE CREEK LAKEVIEW	4	2	6	0.667
BENTON HARBOR	4	2	6	0.667
COLDWATER	2	1	3	0.667
DEWITT	0	1	1	0.000
DOWAGIAC	1	1	2	0.500
EAST GRAND RAPIDS	1	0	1	1.000
EDWARDSBURG	1	0	1	1.000
GRAND RAPIDS CHRISTIAN	1	0	1	1.000
GULL LAKE	5	0	5	1.000
HUDSONVILLE UNITY CHRISTIAN	1	0	1	1.000
JACKSON LUMEN CHRISTI	0	1	1	0.000
KALAMAZOO CENTRAL	6	0	6	1.000
KALAMAZOO LOY NORRIS	3	0	3	1.000
LAKESHORE	7	10	17	0.412
LANSING SEXTON	1	0	1	1.000
MARSHALL	3	1	4	0.750
MATTAWAN	6	2	8	0.750
NILES	8	1	9	0.889
OKEMOS	1	0	1	1.000
PARMA-WESTERN	1	0	1	1.000
PORTAGE CENTRAL	5	4	9	0.556
PORTAGE NORTHERN	9	2	10	0.800
STURGIS	2	1	3	0.667
UNIVERSITY OF DETROIT-JESUIT	0	1	1	0.000
WAYLAND-UNION	1	0	1	1.000
ZEELAND WEST	0	1	1	0.000
Total	78	34	112	0.696





Scoring Summary (Final)
2023 St. Joseph Bears Football
Battle Creek Central vs St. Joseph (10/20/2023 at St. Joseph, MI)



Battle Creek Central (0-9,0-7) vs. St. Joseph (6-3,5-2)

Date: 10/20/2023 • Site: St. Joseph, MI • Stadium: Dickinson Stadium

Attendance: 2000

Score by Quarters	1	2	3	4	Total
Battle Creek Central	0	6	0	6	12
St. Joseph	28	13	0	14	55

Qtr	Time	Scoring Play	V-H
1st	09:58	STJOE - BlakeSiccarello 31 yd pass from Jackson Lane (BlakeSiccarello rush), 2-35 0:24	0 - 8
	07:24	STJOE - Andrew Barlow 3 yd run (Rusty Klaer kick), 3-54 0:50	0 - 15
	04:35	STJOE - Dylan Chapman 5 yd run (Rusty Klaer kick), 2-39 0:23	0 - 22
	02:35	STJOE - Charles Halstea 6 yd run (Rusty Klaer kick failed), 4-45 1:00	0 - 28
2nd	10:24	BCRKCENT - Charles Sims, I 40 yd pass from Elija Harrison (Rolls Kerrigan kick blocked), 3-43 1:36	6 - 28
	08:31	STJOE - Davis Crossman 19 yd run (Rusty Klaer kick), 6-63 1:45	6 - 35
	05:10	STJOE - Lucas Pfeiffer 15 yd pass from Jackson Lane (Rusty Klaer kick failed), 7-69 2:00	6 - 41
4th	11:53	STJOE - JamesAtterberry 12 yd run (Rusty Klaer kick), 13-78 5:04	6 - 48
	07:07	BCRKCENT - Randall Gray, J 1 yd run (Rolls Kerrigan kick failed), 7-80 4:42	12 - 48
	01:22	STJOE - Zhi Bell 21 yd run (Davis Crossman kick), 8-65 5:44	12 - 55

Kickoff time: 07:00 PM • End of Game: 09:13 PM • Total elapsed time: 2:13

Officials:

Temperature: 54 • Wind: S13 • Weather: Clouds wind It rain



Team Statistics (Final)
2023 St. Joseph Bears Football
Battle Creek Central vs St. Joseph (10/20/2023 at St. Joseph, MI)



	BCRKCEN	STJOE
FIRST DOWNS	10	26
Rushing	3	22
Passing	7	3
Penalty	0	1
NET YARDS RUSHING	43	404
Rushing Attempts	27	53
Average Per Rush	1.6	7.6
Rushing Touchdowns	1	6
Yards Gained Rushing	77	411
Yards Lost Rushing	34	7
NET YARDS PASSING	167	83
Completions-Attempts-Int	10-24-0	3-3-0
Average Per Attempt	7.0	27.7
Average Per Completion	16.7	27.7
Passing Touchdowns	1	2
TOTAL OFFENSE YARDS	210	487
Total offense plays	51	56
Average Gain Per Play	4.1	8.7
Fumbles: Number-Lost	2-1	2-2
Penalties: Number-Yards	5-41	2-10
PUNTS-YARDS	5-138	0-0
Average Yards Per Punt	27.6	0.0
Net Yards Per Punt	27.6	0.0
Inside 20	0	0
50+ Yards	0	0
Touchbacks	0	0
Fair catch	1	0
KICKOFFS-YARDS	3-126	9-449
Average Yards Per Kickoff	42.0	49.9
Net Yards Per Kickoff	30.3	32.0
Touchbacks	0	5
Punt returns: Number-Yards-TD	0-0-0	0-0-0
Average Per Return	0.0	0.0
Kickoff returns: Number-Yds-TD	4-61-0	2-35-0
Average Per Return	15.2	17.5
Interceptions: Number-Yds-TD	0-0-0	0-0-0
Fumble Returns: Number-Yds-TD	0-0-0	0-0-0
Miscellaneous Yards	0	0
Possession Time	26:46	19:52
1st Quarter	9:19	2:41
2nd Quarter	7:11	4:49
3rd Quarter	5:30	6:30
4th Quarter	4:46	5:52
Third-Down Conversions	2 of 11	2 of 5
Fourth-Down Conversions	2 of 4	2 of 3
Red-Zone Scores-Chances	1-3	6-6
Touchdowns	1-3	6-6
Field goals	0-3	0-6
Sacks By: Number-Yards	0-0	0-0
PAT Kicks	0-2	5-7
Field Goals	0-0	0-0
Points off turnovers	6	0



Individual Statistics (Final)
2023 St. Joseph Bears Football
Battle Creek Central vs St. Joseph (10/20/2023 at St. Joseph, MI)



Battle Creek Central

Rushing	No.	Gain	Loss	Net	TD	Lg	Avg
Randall Gray, J	7	35	0	35	1	11	5.0
Charles Sims, I	2	7	0	7	0	4	3.5
Hector Sanchez	4	9	2	7	0	7	1.8
Michael Stein,	1	0	2	-2	0	0	-2.0
Elijha Harrison	13	26	30	-4	0	11	-0.3
Totals	27	77	34	43	1	11	1.6

Passing	C-A-I	Yds	TD	Long	Sack
Elijha Harrison	4-13-0	78	1	40	0
Randall Gray, J	6-11-0	89	0	32	0
Totals	10-24-0	167	1	40	0

Receiving	No.	Yards	TD	Long
Michael Stein,	6	67	0	22
Charles Sims, I	2	58	1	40
Alijah Pointer	1	32	0	32
Marlin Jones	1	10	0	10
Totals	10	167	1	40

Punting	No.	Yds	Avg	Long	In20	TB
Elijha Harrison	4	117	29.2	38	0	0
Juan Romero, II	1	21	21.0	21	0	0
Totals	5	138	27.6	38	0	0

Returns	Punt			Kickoff			Intercept		
	No	Yds	Lg	No	Yds	Lg	No	Yds	Lg
26	0	0	0	1	11	11	0	0	0
Hector Sanchez	0	0	0	1	-6	0	0	0	0
Charles Sims, I	0	0	0	1	27	27	0	0	0
Michael Stein,	0	0	0	1	29	29	0	0	0
Totals	0	0	0	4	61	29	0	0	0

Field goals	Qtr	Time	Dist	Result
-------------	-----	------	------	--------

Kickoffs	No.	Yards	Avg	TB	OB
Rolls Kerrigan	3	126	42.0	0	1

All-purpose	Run	Rcv	KR	PR	IR	Total
Michael Stein,	-2	67	29	0	0	94
Charles Sims, I	7	58	27	0	0	92
Randall Gray, J	35	0	0	0	0	35
Alijah Pointer	0	32	0	0	0	32

St. Joseph

Rushing	No.	Gain	Loss	Net	TD	Lg	Avg
Andrew Barlow	6	66	0	66	1	35	11.0
Brady Verhage	8	60	3	57	0	13	7.1
Davis Crossman	4	51	0	51	1	19	12.8
Dylan Chapman	7	48	2	46	1	15	6.6
Gavin Keller	12	46	2	44	0	15	3.7
BlakeSiccarello	1	34	0	34	0	34	34.0
Charles Halstea	5	30	0	30	1	11	6.0
Zhi Bell	2	27	0	27	1	21	13.5
Jackson Lane	4	25	0	25	0	12	6.2
JamesAtterberry	3	20	0	20	1	12	6.7
Jace Bishop	1	4	0	4	0	4	4.0
Totals	53	411	7	404	6	35	7.6

Passing	C-A-I	Yds	TD	Long	Sack
Jackson Lane	2-2-0	46	2	31	0
Davis Crossman	1-1-0	37	0	37	0
Totals	3-3-0	83	2	37	0

Receiving	No.	Yards	TD	Long
Nate Schmitt	1	37	0	37
BlakeSiccarello	1	31	1	31
Lucas Pfeiffer	1	15	1	15
Totals	3	83	2	37

Punting	No.	Yds	Avg	Long	In20	TB
Totals	0	0	0.0	0	0	0

Returns	Punt			Kickoff			Intercept		
	No	Yds	Lg	No	Yds	Lg	No	Yds	Lg
Charles Halstea	0	0	0	1	3	3	0	0	0
JP Heaps	0	0	0	1	32	32	0	0	0
Totals	0	0	0	2	35	32	0	0	0

Field goals	Qtr	Time	Dist	Result
-------------	-----	------	------	--------

Kickoffs	No.	Yards	Avg	TB	OB
Rusty Klaer	7	349	49.9	4	0
Davis Crossman	2	100	50.0	1	0

All-purpose	Run	Rcv	KR	PR	IR	Total
Andrew Barlow	66	0	0	0	0	66
BlakeSiccarello	34	31	0	0	0	65
Brady Verhage	57	0	0	0	0	57
Davis Crossman	51	0	0	0	0	51

FUMBLES: Battle Creek Central-Michael Stein, 1-1; Elijha Harrison 1-0. St. Joseph-Dylan Chapman 1-1; Gavin Keller 1-1.



Defensive Statistics (Final)
2023 St. Joseph Bears Football
Battle Creek Central vs St. Joseph (10/20/2023 at St. Joseph, MI)



#	Battle Creek Centra	Solo	Ast	Total	Sacks-Yds	TFL-Yds	FF	FR-Yds	Int-Yds	BrUp	Blks	QBH
20	Leivonce Dickin	6	1	7	-	-	-	-	-	-	-	-
14	Graham Askew	6	0	6	-	-	-	-	-	-	-	-
11	Aary'On Johnson	6	0	6	-	-	-	-	-	-	-	-
81	81	4	0	4	-	-	-	-	-	-	-	-
71	Quinlan Smith	3	0	3	-	-	-	-	-	-	-	-
2	Marlin Jones	3	0	3	-	1.0-3	-	-	-	-	-	-
32	32	2	0	2	-	-	-	-	-	-	-	-
52	Kahmarie Finnie	2	0	2	-	-	-	-	-	-	-	-
0	Kalifornia Bey	2	0	2	-	-	-	-	-	-	-	-
9	Ahmaad Randolph	2	0	2	-	-	-	-	-	-	-	-
49	49	1	0	1	-	-	-	-	-	-	-	-
40	40	1	0	1	-	-	-	-	-	-	-	-
3	Charles Sims, I	1	0	1	-	-	-	-	-	-	-	-
65	Corey Wells	1	0	1	-	-	-	-	-	-	-	-
T	Team	0	0	0	-	-	-	2-0	-	-	-	-
Totals		40	1	41	0-0	1.0-3	0	2-0	0-0	0	0	0

#	St. Joseph	Solo	Ast	Total	Sacks-Yds	TFL-Yds	FF	FR-Yds	Int-Yds	BrUp	Blks	QBH
99	Dontranae Mille	4	0	4	-	-	-	-	-	-	-	-
44	Aidan Johnson	3	0	3	-	1.0-9	-	-	-	-	-	-
0	Maguire Lange	3	0	3	-	-	-	-	-	-	-	-
40	Evan Wilkes	3	0	3	-	1.0-2	-	-	-	-	-	-
1	Max Kesterke	2	1	3	-	1.5-7	-	-	-	-	-	-
11	Juswin Judge	2	1	3	-	-	-	-	-	1	-	-
9	J.Parker-Hersey	2	0	2	-	-	-	-	-	1	-	-
75	Landon Mclver	1	1	2	-	-	-	-	-	-	-	-
82	82	1	0	1	-	-	-	-	-	-	-	-
90	Noah Toney	1	0	1	-	-	-	-	-	-	-	-
96	Noah Hook	1	0	1	-	-	-	-	-	-	-	-
54	Isaac Ebrecht	1	0	1	-	-	-	-	-	-	-	-
53	Isaac Codde	1	0	1	-	-	-	-	-	-	-	-
18	Samuel Zarotney	1	0	1	-	-	-	-	-	-	-	-
20	Jackson Galster	1	0	1	-	-	-	-	-	-	-	-
38	Dominic Lignell	1	0	1	-	-	-	-	-	-	-	-
6	BlakeSiccarello	1	0	1	-	-	-	-	-	-	-	-
50	Nick Reeves	1	0	1	-	-	-	-	-	-	-	-
21	Jones Rappette	0	1	1	-	0.5-4	-	-	-	-	-	-
T	Team	0	0	0	-	-	-	-	-	-	1	-
23	23	0	0	0	-	-	-	-	-	1	-	-
4	Robbie Clevelan	0	0	0	-	-	-	-	-	2	-	-
5	JP Heaps	0	0	0	-	-	-	1-0	-	-	-	-
Totals		30	4	34	0-0	4.0-22	0	1-0	0-0	5	1	0



Drive Chart (By Team) (Final)
2023 St. Joseph Bears Football
Battle Creek Central vs St. Joseph (10/20/2023 at St. Joseph, MI)



Team	Qtr	Drive Started			Drive Ended			Consumed	
		Spot	Time	Obtained	Spot	Time	How lost	PI - Yds	TOP
BCRKCE	1st	B20	12:00	Kickoff	B14	10:22	Punt	3 - (6)	1:38
BCRKCE		B20	09:57	Kickoff	B22	08:14	Punt	3 - 2	1:43
BCRKCE		B34	07:15	Kickoff	B39	04:58	Downs	4 - 5	2:17
BCRKCE		B20	04:35	Kickoff	B24	03:35	Punt	3 - 4	1:00
BCRKCE		B20	02:35	Kickoff	B29	00:04	Punt	5 - 9	2:31
BCRKCE	2nd	S43	12:00	Fumble	S00	10:24	*TOUCHDOWN	3 - 43	1:36
BCRKCE		B34	08:25	Kickoff	B31	07:10	Punt	3 - (3)	1:15
BCRKCE		B37	05:02	Kickoff	S32	00:56	Fumble	10 - 31	4:06
BCRKCE	3rd	S46	10:27	Fumble	S22	04:57	Downs	8 - 24	5:30
BCRKCE	4th	B20	11:49	Kickoff	S00	07:07	*TOUCHDOWN	7 - 80	4:42
BCRKCE		B32	00:50	Kickoff	B32	00:00		2 - 0	0:00

Battle Creek Central	1st Qtr	2nd Qtr	3rd Qtr	4th Qtr	1st Half	2nd Half	Total
Time of possession	09:19	07:11	05:30	04:46	16:30	10:16	26:46
3rd down conversions	0-5	2-4	0-2	0-0	2-9	0-2	2-11
Average field position	B22	B42	S46	B20	B30	B37	B31
4th down conversions	0-1	1-1	1-2	0-0	1-2	1-2	2-4

Team	Qtr	Drive Started			Drive Ended			Consumed	
		Spot	Time	Obtained	Spot	Time	How lost	PI - Yds	TOP
STJOE	1st	B35	10:22	Punt	B00	09:58	*TOUCHDOWN	2 - 35	0:24
STJOE		S46	08:14	Punt	B00	07:24	*TOUCHDOWN	3 - 54	0:50
STJOE		B39	04:58	Downs	B00	04:35	*TOUCHDOWN	2 - 39	0:23
STJOE		B45	03:35	Punt	B00	02:35	*TOUCHDOWN	4 - 45	1:00
STJOE		S45	00:04	Punt	S43	00:00	Fumble	1 - (2)	0:04
STJOE	2nd	S37	10:16	Kickoff	B00	08:31	*TOUCHDOWN	6 - 63	1:45
STJOE		S31	07:10	Punt	B00	05:10	*TOUCHDOWN	7 - 69	2:00
STJOE		S32	00:56	Fumble	B41	00:00	End of half	6 - 27	0:56
STJOE	3rd	S38	11:55	Kickoff	S46	10:27	Fumble	4 - 8	1:28
STJOE		S22	04:57	Downs	B00	11:53	*TOUCHDOWN	13 - 78	5:04
STJOE	4th	S35	07:06	Kickoff	B00	01:22	*TOUCHDOWN	8 - 65	5:44

St. Joseph	1st Qtr	2nd Qtr	3rd Qtr	4th Qtr	1st Half	2nd Half	Total
Time of possession	02:41	04:49	06:30	05:52	07:30	12:22	19:52
3rd down conversions	0-0	1-2	0-2	1-1	1-2	1-3	2-5
Average field position	B46	S33	S30	S35	S46	S31	S42
4th down conversions	0-0	1-1	1-2	0-0	1-1	1-2	2-3



Drive Chart (By Quarter) (Final)
2023 St. Joseph Bears Football
Battle Creek Central vs St. Joseph (10/20/2023 at St. Joseph, MI)



Team	Qtr	Drive Started			Drive Ended			Consumed	
		Spot	Time	Obtained	Spot	Time	How lost	PI - Yds	TOP
BCRKCE	1st	B20	12:00	Kickoff	B14	10:22	Punt	3 - (6)	1:38
STJOE		B35	10:22	Punt	B00	09:58	*TOUCHDOWN	2 - 35	0:24
BCRKCE		B20	09:57	Kickoff	B22	08:14	Punt	3 - 2	1:43
STJOE		S46	08:14	Punt	B00	07:24	*TOUCHDOWN	3 - 54	0:50
BCRKCE		B34	07:15	Kickoff	B39	04:58	Downs	4 - 5	2:17
STJOE		B39	04:58	Downs	B00	04:35	*TOUCHDOWN	2 - 39	0:23
BCRKCE		B20	04:35	Kickoff	B24	03:35	Punt	3 - 4	1:00
STJOE		B45	03:35	Punt	B00	02:35	*TOUCHDOWN	4 - 45	1:00
BCRKCE		B20	02:35	Kickoff	B29	00:04	Punt	5 - 9	2:31
STJOE		S45	00:04	Punt	S43	00:00	Fumble	1 - (2)	0:04
BCRKCE	2nd	S43	12:00	Fumble	S00	10:24	*TOUCHDOWN	3 - 43	1:36
STJOE		S37	10:16	Kickoff	B00	08:31	*TOUCHDOWN	6 - 63	1:45
BCRKCE		B34	08:25	Kickoff	B31	07:10	Punt	3 - (3)	1:15
STJOE		S31	07:10	Punt	B00	05:10	*TOUCHDOWN	7 - 69	2:00
BCRKCE		B37	05:02	Kickoff	S32	00:56	Fumble	10 - 31	4:06
STJOE		S32	00:56	Fumble	B41	00:00	End of half	6 - 27	0:56
STJOE	3rd	S38	11:55	Kickoff	S46	10:27	Fumble	4 - 8	1:28
BCRKCE		S46	10:27	Fumble	S22	04:57	Downs	8 - 24	5:30
STJOE		S22	04:57	Downs	B00	11:53	*TOUCHDOWN	13 - 78	5:04
BCRKCE	4th	B20	11:49	Kickoff	S00	07:07	*TOUCHDOWN	7 - 80	4:42
STJOE		S35	07:06	Kickoff	B00	01:22	*TOUCHDOWN	8 - 65	5:44
BCRKCE		B32	00:50	Kickoff	B32	00:00		2 - 0	0:00



2023 St. Joseph Bears Football
St. Joseph Game Results (as of Oct 26, 2023)
All games



Date	Opponent		Score	Overall	Conference	Time	Attend
08/25/2023	at Niles	L	0-55	0-1	0-0	1:53	2000
08/31/2023	DET. HENRY FORD	W	2-0	1-1	0-0		
* 09/08/2023	KALAMAZOO CENTRAL	W	39-20	2-1	1-0	2:38	3800
* 09/15/2023	at BC Lakeview	W	27-21	3-1	2-0	2:32	1500
*H 09/22/2023	PORTAGE CENTRAL	L	18-35	3-2	2-1	2:20	3600
* 09/29/2023	at Portage Northern	L	22-48	3-3	2-2	2:46	2500
* 10/06/2023	LAKESHORE	W	35-0	4-3	3-2	2:15	3500
* 10/13/2023	at Mattawan	W	15-13	5-3	4-2	2:10	1000
* 10/20/2023	BATTLE CREEK CENTRAL	W	55-12	6-3	5-2	2:13	2000
P Oct 26, 2023	LAKESHORE						

H-Homecoming

P-Pre Districts



2023 St. Joseph Bears Football
St. Joseph Overall Team Statistics (as of Oct 26, 2023)
All games



Team Statistics	STJOE	OPP
SCORING	213	204
Points Per Game	26.6	25.5
Points Off Turnovers	54	37
FIRST DOWNS	138	116
Rushing	106	72
Passing	22	39
Penalty	10	5
RUSHING YARDAGE	1846	1440
Yards gained rushing	2005	1647
Yards lost rushing	159	207
Rushing Attempts	413	299
Average Per Rush	4.5	4.8
Average Per Game	230.8	180.0
TDs Rushing	20	20
PASSING YARDAGE	603	972
Comp-Att-Int	33-91-4	58-115-6
Average Per Pass	6.6	8.5
Average Per Catch	18.3	16.8
Average Per Game	75.4	121.5
TDs Passing	8	8
TOTAL OFFENSE	2449	2412
Total Plays	504	414
Average Per Play	4.9	5.8
Average Per Game	306.1	301.5
KICK RETURNS: #-Yards	26-404	19-337
PUNT RETURNS: #-Yards	2-2	4-26
INT RETURNS: #-Yards	6-113	4-89
KICK RETURN AVERAGE	15.5	17.7
PUNT RETURN AVERAGE	1.0	6.5
INT RETURN AVERAGE	18.8	22.2
FUMBLES-LOST	18-12	14-7
PENALTIES-Yards	47-360	52-408
Average Per Game	45.0	51.0
PUNTS-Yards	18-658	27-872
Average Per Punt	36.6	32.3
Net punt average	35.1	32.2
KICKOFFS-Yards	41-1885	37-1821
Average Per Kick	46.0	49.2
Net kick average	30.9	33.4
TIME OF POSSESSION/Game	22:48	25:01
3RD-DOWN Conversions	43/108	31/83
3rd-Down Pct	40%	37%
4TH-DOWN Conversions	19/35	8/16
4th-Down Pct	54%	50%
SACKS BY-Yards	5-25	5-37
MISC YARDS	0	0
TOUCHDOWNS SCORED	30	29
FIELD GOALS-ATTEMPTS	2-4	3-4
ON-SIDE KICKS	0-0	0-2
RED-ZONE SCORES	(21-25) 84%	(15-24) 63%
RED-ZONE TOUCHDOWNS	(19-25) 76%	(13-24) 54%
PAT-ATTEMPTS	(15-21) 71%	(17-22) 77%
ATTENDANCE	12900	7000
Games/Avg Per Game	4/3225	4/1750
Neutral Site Games		0/0

Score by Quarters	1st	2nd	3rd	4th	OT	Total
St. Joseph	43	78	55	37	0	213
Opponents	65	59	27	53	0	204



2023 St. Joseph Bears Football
St. Joseph Overall Individual Statistics (as of Oct 26, 2023)
All games



Rushing	gp	att	gain	loss	net	avg	td	lg	avg/g
Dylan Chapman	8	119	539	25	514	4.3	3	29	64.2
Charles Halstea	8	57	253	0	253	4.4	4	26	31.6
Jackson Lane	7	45	260	14	246	5.5	3	63	35.1
Andrew Barlow	4	48	230	3	227	4.7	3	35	56.8
Derek Henriquez	6	29	195	9	186	6.4	2	29	31.0
Davis Crossman	8	48	231	63	168	3.5	3	33	21.0
Gavin Keller	6	41	143	22	121	3.0	0	15	20.2
Brady Verhage	1	8	60	3	57	7.1	0	13	57.0
BlakeSiccarello	8	4	40	11	29	7.2	0	34	3.6
Zhi Bell	1	2	27	0	27	13.5	1	21	27.0
JamesAtterberry	1	3	20	0	20	6.7	1	12	20.0
Jace Bishop	1	1	4	0	4	4.0	0	4	4.0
Bobby Delong	2	1	3	0	3	3.0	0	3	1.5
Bleyden Jarvis	2	1	0	2	-2	-2.0	0	0	-1.0
Team	7	6	0	7	-7	-1.2	0	0	-1.0
Total	8	413	2005	159	1846	4.5	20	63	230.8
Opponents	8	299	1647	207	1440	4.8	20	75	180.0

Passing	gp	effic	comp-att-int	pct	yds	td	lg	avg/g
Davis Crossman	8	117.09	21-57-2	36.8	435	4	78	54.4
Jackson Lane	7	107.01	12-33-2	36.4	168	4	31	24.0
Nate Schmitt	5	0.00	0-1-0	0.0	0	0	0	0.0
Total	8	112.15	33-91-4	36.3	603	8	78	75.4
Opponents	8	133.95	58-115-6	50.4	972	8	80	121.5

Receiving	gp	no.	yds	avg	td	lg	avg/g
BlakeSiccarello	8	18	374	20.8	4	78	46.8
Nate Schmitt	5	4	89	22.2	0	37	17.8
Eli Kragt	4	3	47	15.7	2	29	11.8
Bobby Delong	2	2	43	21.5	1	26	21.5
Dylan Chapman	8	2	2	1.0	0	2	0.2
Lucas Pfeiffer	5	1	15	15.0	1	15	3.0
Andrew Barlow	4	1	13	13.0	0	13	3.2
Jack Humes	1	1	10	10.0	0	10	10.0
Charles Halstea	8	1	10	10.0	0	10	1.2
Total	8	33	603	18.3	8	78	75.4
Opponents	8	58	972	16.8	8	80	121.5

Punt Returns	no.	yds	avg	td	lg
BlakeSiccarello	2	2	1.0	0	5
Total	2	2	1.0	0	5
Opponents	4	26	6.5	0	10

Interceptions	no.	yds	avg	td	lg
BlakeSiccarello	2	0	0.0	0	0
Samuel Zarotney	1	0	0.0	0	0
Maguire Lange	1	0	0.0	0	0
Max Kesterke	1	55	55.0	0	55
Lucas Pfeiffer	1	58	58.0	1	43
Total	6	113	18.8	1	55
Opponents	4	89	22.2	1	30

Kick Returns	no.	yds	avg	td	lg
BlakeSiccarello	17	321	18.9	0	41
Max Kesterke	3	37	12.3	0	15
Maguire Lange	1	26	26.0	0	26
JP Heaps	1	32	32.0	0	32
Gavin Keller	1	-39	-39.0	0	0
Lucas Pfeiffer	1	24	24.0	0	24
Charles Halstea	1	3	3.0	0	3
Dylan Chapman	1	0	0.0	0	0
Total	26	404	15.5	0	41
Opponents	19	337	17.7	0	47

Fumble Returns	no.	yds	avg	td	lg
Jones Rappette	1	99	99.0	1	99
Total	1	99	99.0	1	99
Opponents	0	0	0.0	0	0



2023 St. Joseph Bears Football
St. Joseph Overall Individual Statistics (as of Oct 26, 2023)
All games



Scoring	td	fg	PAT				dxp	saf	pts
			kick	rush	rcv	pass			
Charles Halstea	4	-	-	1-1	-	-	-	-	26
BlakeSiccarello	4	-	-	1-1	-	-	-	-	26
Andrew Barlow	3	-	-	3-3	-	-	-	-	24
Rusty Klaer	-	2-4	14-19	-	-	-	-	-	20
Davis Crossman	3	-	1-2	-	-	0-1	-	-	19
Dylan Chapman	3	-	-	-	-	-	-	-	18
Jackson Lane	3	-	-	-	-	-	-	-	18
Eli Kragt	2	-	-	0-2	-	-	-	-	12
Derek Henriquez	2	-	-	-	-	-	-	-	12
Lucas Pfeiffer	2	-	-	-	-	-	-	-	12
JamesAtterberry	1	-	-	-	-	-	-	-	6
Zhi Bell	1	-	-	-	-	-	-	-	6
Bobby Delong	1	-	-	-	-	-	-	-	6
Jones Rappette	1	-	-	-	-	-	-	-	6
Total	30	2-4	15-21	5-7	-	0-1	-	-	213
Opponents	29	3-4	17-22	2-5	-	0-2	-	-	204

Total Offense	g	plays	rush	pass	total	avg/g
Davis Crossman	8	105	168	435	603	75.4
Dylan Chapman	8	119	514	0	514	64.2
Jackson Lane	7	78	246	168	414	59.1
Charles Halstea	8	57	253	0	253	31.6
Andrew Barlow	4	48	227	0	227	56.8
Derek Henriquez	6	29	186	0	186	31.0
Gavin Keller	6	41	121	0	121	20.2
Brady Verhage	1	8	57	0	57	57.0
BlakeSiccarello	8	4	29	0	29	3.6
Zhi Bell	1	2	27	0	27	27.0
JamesAtterberry	1	3	20	0	20	20.0
Jace Bishop	1	1	4	0	4	4.0
Bobby Delong	2	1	3	0	3	1.5
Bleyden Jarvis	2	1	-2	0	-2	-1.0
Team	7	6	-7	0	-7	-1.0
Total	8	504	1846	603	2449	306.1
Opponents	8	414	1440	972	2412	301.5

Field Goals	fg	pct.	01-19	20-29	30-39	40-49	50-99	lg	blk
Rusty Klaer	2-4	50.0	0-0	2-2	0-0	0-1	0-1	26	0

FG Sequence	St. Joseph	Opponents
Niles	-	-
Det. Henry Ford	-	-
Kalamazoo Central	53	-
BC Lakeview	-	-
Portage Central	-	-
Portage Northern	-	(39),(24),(46)
Lakeshore	(24),41,(26)	-
Mattawan	-	48
Battle Creek Central	-	-

Punting	no.	yds	avg	lg	tb	fc	i20	50+	blk
Rusty Klaer	15	568	37.9	59	0	0	5	2	0
Davis Crossman	3	90	30.0	42	0	0	0	0	0
Total	18	658	36.6	59	0	0	5	2	0
Opponents	27	872	32.3	49	0	11	7	0	1

Kickoffs	no.	yds	avg	tb	ob	retn	net	ydln
Rusty Klaer	34	1598	47.0	13	1			
Davis Crossman	7	287	41.0	1	0			
Total	41	1885	46.0	14	1	17.7	30.9	29
Opponents	37	1821	49.2	9	1	15.5	33.4	26

Numbers in (parentheses) indicate field goal was made.



2023 St. Joseph Bears Football
St. Joseph Overall Individual Statistics (as of Oct 26, 2023)
All games



All Purpose	g	rush	rcv	pr	kr	ir	total	avg/g
BlakeSiccarello	8	29	374	2	321	0	726	90.8
Dylan Chapman	8	514	2	0	0	0	516	64.5
Charles Halstea	8	253	10	0	3	0	266	33.2
Jackson Lane	7	246	0	0	0	0	246	35.1
Andrew Barlow	4	227	13	0	0	0	240	60.0
Derek Henriquez	6	186	0	0	0	0	186	31.0
Davis Crossman	8	168	0	0	0	0	168	21.0
Lucas Pfeiffer	5	0	15	0	24	58	97	19.4
Max Kesterke	8	0	0	0	37	55	92	11.5
Nate Schmitt	5	0	89	0	0	0	89	17.8
Gavin Keller	6	121	0	0	-39	0	82	13.7
Brady Verhage	1	57	0	0	0	0	57	57.0
Eli Kragt	4	0	47	0	0	0	47	11.8
Bobby Delong	2	3	43	0	0	0	46	23.0
JP Heaps	8	0	0	0	32	0	32	4.0
Zhi Bell	1	27	0	0	0	0	27	27.0
Maguire Lange	7	0	0	0	26	0	26	3.7
JamesAtterberry	1	20	0	0	0	0	20	20.0
Jack Humes	1	0	10	0	0	0	10	10.0
Jace Bishop	1	4	0	0	0	0	4	4.0
Bleyden Jarvis	2	-2	0	0	0	0	-2	-1.0
Team	7	-7	0	0	0	0	-7	-1.0
Total	8	1846	603	2	404	113	2968	371.0
Opponents	8	1440	972	26	337	89	2864	358.0



2023 St. Joseph Bears Football
St. Joseph Overall Defensive Statistics (as of Oct 26, 2023)
All games



#	Defensive Leaders	gp	Tackles				Sacks no-yds	Pass defense			Fumbles		blkd	
			ua	a	tot	tfl/yds		int-yds	brup	qbh	rcv-yds	ff	kick	saf
53	Isaac Codde	8	39	7	46	3.5-8
1	Max Kesterke	8	32	8	40	4.5-15	.	1-55	.	.	1-0	.	.	.
0	Maguire Lange	7	26	7	33	0.5-1	.	1-0	1
21	Jones Rappette	8	23	8	31	8.0-23	2-4	.	.	.	1-99	.	.	.
32	Jack Lawrence	7	23	8	31	5.0-11	1-4
99	Dontranae Mille	7	17	4	21	3.0-12	1-3
4	Robbie Clevelan	7	14	3	17	2.0-3	.	.	3
5	JP Heaps	8	13	2	15	.	.	.	4	.	1-0	.	.	.
44	Aidan Johnson	7	12	2	14	3.5-26	1-13	.	1	.	.	1	.	.
9	J.Parker-Hersey	5	12	1	13	0.5-0	.	.	2
97	Elvin Vu	5	9	2	11	3.5-10	1-1
40	Evan Wilkes	4	7	3	10	2.0-4	.	.	1
11	Juswin Judge	4	5	2	7	.	.	.	1
54	Isaac Ebrecht	5	5	1	6
8	Lucas Pfeiffer	5	2	3	5	.	.	1-58
75	Landon McIver	2	2	1	3	1.0-6
55	Ayden Archer	2	3	.	3
18	Samuel Zarotney	3	2	.	2	.	.	1-0
99	DontranaeMiller	1	1	1	2	1.0-3
33	33	2	1	1	2
6	BlakeSicurello	8	2	.	2	.	.	2-0
65	Connor Huizenga	1	.	1	1
20	Jackson Galster	1	1	.	1
34	34	1	1	.	1
79	Rusty Klaer	8	1	.	1
42	42	1	1	.	1
22	Bleyden Jarvis	2	1	.	1
87	Eli Kragt	4	1	.	1	1.0-2
35	35	1	1	.	1
96	Noah Hook	1	1	.	1
82	82	1	1	.	1
50	Nick Reeves	1	1	.	1
38	Dominic Lignell	1	1	.	1
51	Harrison Kalin	1	1	.	1
3	Jackson Lane	7	1	.	1
2	Derek Henriquez	6	1	.	1
71	Jacob Richards	1	.	1	1
29	Phoenix Lignell	1	1	.	1
90	Noah Toney	1	1	.	1
TM	Team	7	4-0	.	2	.
23	23	1	1
Total		8	266	66	332	39-124	5-25	6-113	14	.	7-99	1	2	.
Opponents		8	293	26	319	27-75	5-37	4-89	7	.	12-0	2	1	.



2023 St. Joseph Bears Football

St. Joseph Team Game-by-Game (as of Oct 26, 2023)

All games



TEAM STATISTICS

		Rushing				Receiving				Passing				Kick Returns				Punt Returns				tot		
Date	Opponent	no.	yds	td	lg	no.	yds	td	lg	cmp	att	int	yds	td	lg	no.	yds	td	lg	no.	yds	td	lg	off
08/25/2023	at Niles	45	120	0	17	7	34	0	11	7	13	0	34	0	11	8	72	0	22	0	0	0	0	154
08/31/2023	DET. HENRY FORD	0	0	0	0	0	0	0	0	0	0	0	0	0	0	0	0	0	0	0	0	0	0	0
09/08/2023	KALAMAZOO CENTRAL	60	303	4	26	3	73	1	31	3	9	1	73	1	31	3	63	0	26	1	5	0	5	376
09/15/2023	at BC Lakeview	56	259	3	33	4	70	1	29	4	5	0	70	1	29	3	37	0	15	1	-3	0	0	329
09/22/2023	PORTAGE CENTRAL	30	76	1	10	8	203	1	78	8	18	2	203	1	78	3	31	0	17	0	0	0	0	279
09/29/2023	at Portage Northern	55	158	2	29	3	69	1	65	3	19	1	69	1	65	4	89	0	29	0	0	0	0	227
10/06/2023	LAKESHORE	62	266	3	29	3	25	1	13	3	9	0	25	1	13	0	0	0	0	0	0	0	0	291
10/13/2023	at Mattawan	52	260	1	63	2	46	1	26	2	15	0	46	1	26	3	77	0	41	0	0	0	0	306
10/20/2023	BATTLE CREEK CENTRAL	53	404	6	35	3	83	2	37	3	3	0	83	2	37	2	35	0	32	0	0	0	0	487
		413	1846	20	63	33	603	8	78	33	91	4	603	8	78	26	404	0	41	2	2	0	5	2449
Opponents		299	1440	20	75	58	972	8	80	58	115	6	972	8	80	19	337	0	47	4	26	0	10	2412

Games: 9 • Avg/rush: 4.5 • Avg/catch: 18.3 • Pass effic: 112.15 • KR avg: 15.5 • PR avg: 1.0 • All purpose avg/game: 329.8 • Total offense avg/gm: 272.1

Date	Opponent	Tackles				Sacks no-yds	Fumble		Pass Defense			blkd kick	PAT Attempts			off		
		ua	a	total	tfl-yds		ff	fr-yds	int-yds	qbh	brup		kick	rush	rcv	saf	t/o	pts
08/25/2	at Niles	33	2	35	2.0-6	0-0	0	0-0	0-0	0	0	0	1	0-0	0	0	0	0
08/31/2	DET. HENRY FORD	0	0	0	0.0-0	0-0	0	0-0	0-0	0	0	0	0	0-0	0	0	0	0
09/08/2	KALAMAZOO CENTRAL	39	0	39	11.0-31	1-3	0	1-0	2-15	0	0	0	0	1-4	1	0	0	13
09/15/2	at BC Lakeview	36	22	58	3.0-17	1-13	0	0-0	0-0	0	4	0	0	3-4	0	0	0	27
09/22/2	PORTAGE CENTRAL	50	8	58	3.0-9	2-7	1	2-99	0-0	0	0	0	0	0-0	0	0	0	12
09/29/2	at Portage Northern	31	12	43	4.0-13	0-0	0	0-0	1-0	0	2	0	0	2-2	1	0	0	8
10/06/2	LAKESHORE	18	6	24	1.0-1	0-0	0	3-0	3-98	0	2	0	0	3-3	1	0	0	21
10/13/2	at Mattawan	29	12	41	11.0-25	1-2	0	0-0	0-0	0	1	0	0	1-1	1	0	0	15
10/20/2	BATTLE CREEK CENTR	30	4	34	4.0-22	0-0	0	1-0	0-0	0	5	1	0	5-7	1	0	0	55
		266	66	332	39.0-124	6-25	1	7-99	6-113	0	14	2	15-21	5	0	0	54	211
Opponents		293	26	319	27.0-75	3-21	2	12-0	4-89	0	7	1	17-22	2	0	0	37	204

		Punting									Field Goals			Kickoffs				
Date	Opponent	no.	yds	avg	long	blkd	tb	fc	50+	i20	md-att	long	blkd	no.	yds	avg	tb	ob
08/25/2	at Niles	2	48	24.0	36	0	0	0	0	0	0-0	0	0	1	52	52.0	0	1
08/31/2	DET. HENRY FORD	0	0	0.0	0	0	0	0	0	0	0-0	0	0	0	0	0.0	0	0
09/08/2	KALAMAZOO CENTRAL	1	59	59.0	59	0	0	0	1	1	0-1	0	0	7	277	39.6	2	0
09/15/2	at BC Lakeview	2	69	34.5	39	0	0	0	0	1	0-0	0	0	5	273	54.6	2	0
09/22/2	PORTAGE CENTRAL	2	78	39.0	42	0	0	0	0	0	0-0	0	0	4	164	41.0	0	0
09/29/2	at Portage Northern	4	162	40.5	55	0	0	0	1	1	0-0	0	0	4	240	60.0	4	0
10/06/2	LAKESHORE	2	62	31.0	38	0	0	0	0	0	2-3	26	0	7	283	40.4	0	0
10/13/2	at Mattawan	5	180	36.0	45	0	0	0	0	2	0-0	0	0	4	147	36.8	1	0
10/20/2	BATTLE CREEK CENTR	0	0	0.0	0	0	0	0	0	0	0-0	0	0	9	449	49.9	5	0
		18	658	36.6	59	0	0	0	2	5	2-4	26	0	41	1885	46.0	14	1
Opponents		27	872	32.3	49	1	0	11	0	7	3-4	46	0	37	1821	49.2	9	1



2023 St. Joseph Bears Football
St. Joseph Game Superlatives (as of Oct 26, 2023)
All games



INDIVIDUAL GAME HIGHS

Rushes	25	Dylan Chapman at Niles (08/25/2023)
Yards Rushing	128	Dylan Chapman at BC Lakeview (09/15/2023)
TD Rushes	2	Charles Halstea vs Kalamazoo Central (09/08/2023)
	2	Davis Crossman at BC Lakeview (09/15/2023)
	2	Andrew Barlow vs Lakeshore (10/06/2023)
Long Rush	63	Jackson Lane at Mattawan (10/13/2023)
Pass attempts	18	Davis Crossman vs Portage Central (09/22/2023)
Pass completions	8	Davis Crossman vs Portage Central (09/22/2023)
Yards Passing	203	Davis Crossman vs Portage Central (09/22/2023)
TD Passes	2	Jackson Lane vs Battle Creek Central (10/20/2023)
Long Pass	78	Davis Crossman vs Portage Central (09/22/2023)
Receptions	5	BlakeSiccarello vs Portage Central (09/22/2023)
Yards Receiving	176	BlakeSiccarello vs Portage Central (09/22/2023)
TD Receptions	1	Eli Kragt vs Kalamazoo Central (09/08/2023)
	1	Eli Kragt at BC Lakeview (09/15/2023)
	1	BlakeSiccarello vs Portage Central (09/22/2023)
	1	BlakeSiccarello at Portage Northern (09/29/2023)
	1	BlakeSiccarello vs Lakeshore (10/06/2023)
	1	Bobby Delong at Mattawan (10/13/2023)
	1	BlakeSiccarello vs Battle Creek Central (10/20/2023)
	1	Lucas Pfeiffer vs Battle Creek Central (10/20/2023)
Long Reception	78	BlakeSiccarello vs Portage Central (09/22/2023)
Field Goals	2	Rusty Klaer vs Lakeshore (10/06/2023)
Long Field Goal	26	Rusty Klaer vs Lakeshore (10/06/2023)
Punts	5	Rusty Klaer at Mattawan (10/13/2023)
Punting Avg	59.0	Rusty Klaer vs Kalamazoo Central (09/08/2023)
Long Punt	59	Rusty Klaer vs Kalamazoo Central (09/08/2023)
Punts inside 20	2	Rusty Klaer at Mattawan (10/13/2023)
Long Punt Return	5	BlakeSiccarello vs Kalamazoo Central (09/08/2023)
Long Kickoff Return	41	BlakeSiccarello at Mattawan (10/13/2023)
Tackles	11	Isaac Codde vs Portage Central (09/22/2023)
Sacks	1.0	Dontranae Mille vs Kalamazoo Central (09/08/2023)
	1.0	Aidan Johnson at BC Lakeview (09/15/2023)
	1.0	Jones Rappette vs Portage Central (09/22/2023)
	1.0	Jack Lawrence vs Portage Central (09/22/2023)
	1.0	Jones Rappette at Mattawan (10/13/2023)
	1.0	Elvin Vu at Mattawan (10/13/2023)
Tackles For Loss	3.0	Jones Rappette vs Kalamazoo Central (09/08/2023)
	3.0	Jack Lawrence at Mattawan (10/13/2023)
Interceptions	1	Maguire Lange vs Kalamazoo Central (09/08/2023)
	1	Samuel Zarotney vs Kalamazoo Central (09/08/2023)
	1	BlakeSiccarello at Portage Northern (09/29/2023)
	1	Max Kesterke vs Lakeshore (10/06/2023)
	1	Lucas Pfeiffer vs Lakeshore (10/06/2023)
	1	BlakeSiccarello vs Lakeshore (10/06/2023)



2023 St. Joseph Bears Football
St. Joseph Game Superlatives (as of Oct 26, 2023)
All games



TEAM GAME HIGHS

Rushes	62	vs Lakeshore (10/06/2023)
Yards Rushing	404	vs Battle Creek Central (10/20/2023)
Yards Per Rush	7.6	vs Battle Creek Central (10/20/2023)
TD Rushes	6	vs Battle Creek Central (10/20/2023)
Pass attempts	19	at Portage Northern (09/29/2023)
Pass completions	8	vs Portage Central (09/22/2023)
Yards Passing	203	vs Portage Central (09/22/2023)
Yards Per Pass	27.7	vs Battle Creek Central (10/20/2023)
TD Passes	2	vs Battle Creek Central (10/20/2023)
Total Plays	74	at Portage Northern (09/29/2023)
Total Offense	487	vs Battle Creek Central (10/20/2023)
Yards Per Play	8.7	vs Battle Creek Central (10/20/2023)
Points	55	vs Battle Creek Central (10/20/2023)
Sacks By	2	vs Portage Central (09/22/2023)
First Downs	26	vs Battle Creek Central (10/20/2023)
Penalties	10	vs Lakeshore (10/06/2023)
Penalty Yards	87	vs Lakeshore (10/06/2023)
Turnovers	5	vs Kalamazoo Central (09/08/2023)
Interceptions By	3	vs Lakeshore (10/06/2023)
Punts	5	at Mattawan (10/13/2023)
Punting Avg	59.0	vs Kalamazoo Central (09/08/2023)
Long Punt	59	vs Kalamazoo Central (09/08/2023)
Punts inside 20	2	at Mattawan (10/13/2023)
Long Punt Return	5	vs Kalamazoo Central (09/08/2023)



2023 St. Joseph Bears Football
St. Joseph Game Superlatives (as of Oct 26, 2023)
All games



OPPONENT INDIVIDUAL GAME HIGHS

Rushes	25	Tomas Layne, vs Portage Central (09/22/2023)
Yards Rushing	191	Zachary Kucharc, at BC Lakeview (09/15/2023)
TD Rushes	3	Paul Hess, at Niles (08/25/2023)
	3	Sam Rucker, at Niles (08/25/2023)
	3	Zachary Kucharc, at BC Lakeview (09/15/2023)
Long Rush	75	Zachary Kucharc, at BC Lakeview (09/15/2023)
Pass attempts	22	Braylen Amos, at Portage Northern (09/29/2023)
Pass completions	16	Braylen Amos, at Portage Northern (09/29/2023)
Yards Passing	253	Braylen Amos, at Portage Northern (09/29/2023)
TD Passes	2	Latay'vion Brax, vs Kalamazoo Central (09/08/2023)
	2	Braylen Amos, at Portage Northern (09/29/2023)
Long Pass	80	Braylen Amos, at Portage Northern (09/29/2023)
Receptions	7	Keegan McIntyre, at Portage Northern (09/29/2023)
Yards Receiving	132	Keegan McIntyre, at Portage Northern (09/29/2023)
TD Receptions	2	Gavin Grueter, vs Portage Central (09/22/2023)
	2	Keegan McIntyre, at Portage Northern (09/29/2023)
Long Reception	80	Keegan McIntyre, at Portage Northern (09/29/2023)
Field Goals	3	Avery Kucharski, at Portage Northern (09/29/2023)
Long Field Goal	46	Avery Kucharski, at Portage Northern (09/29/2023)
Punts	7	Samuel Jacob, at Mattawan (10/13/2023)
Punting Avg	45.0	Avery Kucharski, at Portage Northern (09/29/2023)
Long Punt	49	Samuel Jacob, at Mattawan (10/13/2023)
Punts inside 20	2	Payton Porter, vs Portage Central (09/22/2023)
	2	Samuel Jacob, at Mattawan (10/13/2023)
Long Punt Return	10	Riley Danapilis, vs Lakeshore (10/06/2023)
Long Kickoff Return	47	Kaden Griffiths, vs Lakeshore (10/06/2023)
Tackles	16	Alec Wojahn, vs Lakeshore (10/06/2023)
Sacks	2.0	Jackson Laskari, at Portage Northern (09/29/2023)
Tackles For Loss	4.0	Luke Ponton, vs Lakeshore (10/06/2023)
Interceptions	1	Curtis Whitfiel, vs Kalamazoo Central (09/08/2023)
	1	Gavin Grueter, vs Portage Central (09/22/2023)
	1	Jake Ludwig, vs Portage Central (09/22/2023)
	1	Yunus Mumuni, at Portage Northern (09/29/2023)



2023 St. Joseph Bears Football
St. Joseph Game Superlatives (as of Oct 26, 2023)
All games



OPPONENT TEAM GAME HIGHS

Rushes	56	vs Portage Central (09/22/2023)
Yards Rushing	393	at Niles (08/25/2023)
Yards Per Rush	9.4	at Niles (08/25/2023)
TD Rushes	8	at Niles (08/25/2023)
Pass attempts	24	vs Battle Creek Central (10/20/2023)
Pass completions	16	at Portage Northern (09/29/2023)
Yards Passing	253	at Portage Northern (09/29/2023)
Yards Per Pass	29.0	at Niles (08/25/2023)
TD Passes	2	vs Kalamazoo Central (09/08/2023)
	2	vs Portage Central (09/22/2023)
	2	at Portage Northern (09/29/2023)
Total Plays	63	vs Portage Central (09/22/2023)
Total Offense	499	at Portage Northern (09/29/2023)
Yards Per Play	9.8	at Niles (08/25/2023)
Points	55	at Niles (08/25/2023)
Sacks By	3	at Portage Northern (09/29/2023)
First Downs	21	at Portage Northern (09/29/2023)
Penalties	13	vs Kalamazoo Central (09/08/2023)
Penalty Yards	117	at Portage Northern (09/29/2023)
Turnovers	6	vs Lakeshore (10/06/2023)
Interceptions By	2	vs Portage Central (09/22/2023)
Punts	7	at Mattawan (10/13/2023)
Punting Avg	45.0	at Portage Northern (09/29/2023)
Long Punt	49	at Mattawan (10/13/2023)
Punts inside 20	2	vs Portage Central (09/22/2023)
	2	at Mattawan (10/13/2023)
Long Punt Return	10	vs Lakeshore (10/06/2023)

			Times	Times	Total		Rush	Pass	FGs	Failed to score inside RZ					
Date	Opponent	Score	In RZ	Scored	Pts	TDs	TDs	TDs	Made	FGA	Down	Int	Fumb	Half	Game
08/25/2023	at Niles	L 0-55	5	5	35	5	5	5	0	0	0	0	0	0	0
08/31/2023	DET. HENRY FORD	W 2-0	0	0	0	0	0	0	0	0	0	0	0	0	0
09/08/2023	KALAMAZOO CENTRAL	W 39-20	2	2	14	2	1	1	0	0	0	0	0	0	0
09/15/2023	at BC Lakeview	W 27-21	3	0	0	0	0	0	0	0	2	0	0	1	0
09/22/2023	PORTAGE CENTRAL	L 18-35	2	1	7	1	1	0	0	0	0	0	1	0	0
09/29/2023	at Portage Northern	L 22-48	6	5	26	3	3	0	2	0	0	0	0	1	0
10/06/2023	LAKESHORE	W 35-0	1	0	0	0	0	0	0	0	0	1	0	0	0
10/13/2023	at Mattawan	W 15-13	2	1	6	1	1	0	0	0	1	0	0	0	0
10/20/2023	BATTLE CREEK CENTRAL	W 55-12	3	1	6	1	1	0	0	0	1	0	1	0	0
Totals			24	15	94	13	12	1	2	0	4	1	2	2	0
15 of 24 (62.5%)															



2023 St. Joseph Bears Football
St. Joseph Team Game-by-Game Comparison (as of Oct 26, 2023)
All games



Opponent	Score	First Downs				Rushing Number-Yards	Passing		Total Offense Plays-Yards	Return Yards	Turn- Overs
		Total	Rush	Pass	Pen		Comp-Att-Int	Yards			
Niles	0 - 55	10 / 18	7 / 16	2 / 1	1 / 1	45-120 / 42-393	7-13-0 / 1-1-0	34 / 29	58-154 / 43-422	72 / 0	2 / 0
DET. HENRY FORD	2 - 0	0 / 0	0 / 0	0 / 0	0 / 0	0-0 / 0-0	0-0-0 / 0-0-0	0 / 0	0-0 / 0-0	0 / 0	0 / 0
KALAMAZOO CENTRAL	39 - 20	19 / 12	16 / 4	3 / 6	0 / 2	60-303 / 34-82	3-9-1 / 11-16-2	73 / 141	69-376 / 50-223	83 / 50	5 / 3
BC Lakeview	27 - 21	21 / 20	15 / 15	3 / 5	3 / 0	56-259 / 43-302	4-5-0 / 7-18-0	70 / 115	61-329 / 61-417	34 / 64	0 / 0
PORTAGE CENTRAL	18 - 35	12 / 19	4 / 15	7 / 4	1 / 0	30-76 / 56-250	8-18-2 / 5-7-0	203 / 122	48-279 / 63-372	130 / 97	4 / 2
Portage Northern	22 - 48	17 / 21	13 / 11	1 / 10	3 / 0	55-158 / 38-246	3-19-1 / 16-22-1	69 / 253	74-227 / 60-499	89 / 34	2 / 1
LAKESHORE	35 - 0	18 / 6	16 / 4	1 / 1	1 / 1	62-266 / 25-28	3-9-0 / 1-11-3	25 / 39	71-291 / 36-67	98 / 118	0 / 6
Mattawan	15 - 13	15 / 10	13 / 4	2 / 5	0 / 1	52-260 / 34-96	2-15-0 / 7-16-0	46 / 106	67-306 / 50-202	77 / 28	1 / 0
BATTLE CREEK CENTR	55 - 12	26 / 10	22 / 3	3 / 7	1 / 0	53-404 / 27-43	3-3-0 / 10-24-0	83 / 167	56-487 / 51-210	35 / 61	2 / 1
Totals	213 - 204	138 / 116	106 / 72	22 / 39	10 / 5	413-1846 / 299-1440	33-91-4 / 58-115-6	603 / 972	504-2449 / 414-2412	618 / 452	16 / 13

Opponent	3rd Down Conversions	4th Down Conversions	Time of Possession	TOP Margin	Avg Yds/Rush	Avg Yds/Pass	Avg Yds/Play	Punting Number-Avg	Penalties Number-Yards	Sacks
Niles	4-14 / 6-7	3-7 / 0-0	26:19 / 21:41	4:38	2.7 / 9.4	2.6 / 29.0	2.7 / 9.8	2-24.0 / 1-9.0	6-47 / 2-20	0 / 0
DET. HENRY FORD	0-0 / 0-0	0-0 / 0-0	00:00 / 00:00	0:00	0.0 / 0.0	0.0 / 0.0	0.0 / 0.0	0-0.0 / 0-0.0	0-0 / 0-0	0 / 0
KALAMAZOO CENTRAL	11-16 / 3-11	1-1 / 0-0	20:15 / 27:45	-7:30	5.1 / 2.4	8.1 / 8.8	5.4 / 4.5	1-59.0 / 6-29.5	6-49 / 13-61	1 / 0
BC Lakeview	4-11 / 7-13	4-5 / 2-4	21:22 / 26:38	-5:16	4.6 / 7.0	14.0 / 6.4	5.4 / 6.8	2-34.5 / 2-32.5	7-44 / 5-50	1 / 0
PORTAGE CENTRAL	1-9 / 7-13	0-3 / 2-3	14:50 / 33:10	-18:20	2.5 / 4.5	11.3 / 17.4	5.8 / 5.9	2-39.0 / 2-40.0	3-20 / 6-58	2 / 2
Portage Northern	6-17 / 5-10	3-7 / 1-2	25:14 / 22:46	2:28	2.9 / 6.5	3.6 / 11.5	3.1 / 8.3	4-40.5 / 1-45.0	7-55 / 12-117	0 / 3
LAKESHORE	7-18 / 0-7	5-6 / 0-1	30:04 / 17:56	12:08	4.3 / 1.1	2.8 / 3.5	4.1 / 1.9	2-31.0 / 3-33.7	10-87 / 7-55	0 / 0
Mattawan	8-18 / 1-11	1-3 / 1-2	24:30 / 23:30	1:00	5.0 / 2.8	3.1 / 6.6	4.6 / 4.0	5-36.0 / 7-36.7	6-48 / 2-6	1 / 0
BATTLE CREEK CENTR	2-5 / 2-11	2-3 / 2-4	19:52 / 26:46	-6:54	7.6 / 1.6	27.7 / 7.0	8.7 / 4.1	0-0.0 / 5-27.6	2-10 / 5-41	0 / 0
Totals	43-108 / 31-83	19-35 / 8-16	182:26 / 200:12	-17:46	4.5 / 4.8	6.6 / 8.5	4.9 / 5.8	18-36.6 / 27-32.3	47-360 / 52-408	5 / 5

Note: Game totals are displayed in the format TEAM/OPPONENT for each category



2023 St. Joseph Bears Football
St. Joseph By-Quarter Statistics (as of Oct 26, 2023)
All games



3rd-Down Conversions

Date	Opponent	Score	Overall	1st Qtr	2nd Qtr	3rd Qtr	4th Qtr	Overtime
08/25/2023	at Niles	L 0-55	4-14 28.6	2-4 50.0	1-4 25.0	1-4 25.0	0-2 0.0	
08/31/2023	DET. HENRY FORD	W 2-0	0-0 0.0	0-0 0.0				
09/08/2023	KALAMAZOO CENTRAL	W 39-20	11-16 68.8	2-4 50.0	1-4 25.0	3-3 100.0	5-5 100.0	
09/15/2023	at BC Lakeview	W 27-21	4-11 36.4	1-3 33.3	1-3 33.3	2-4 50.0	0-1 0.0	
09/22/2023	PORTAGE CENTRAL	L 18-35	1-9 11.1	0-2 0.0	0-0 0.0	1-4 25.0	0-3 0.0	
09/29/2023	at Portage Northern	L 22-48	6-17 35.3	2-5 40.0	2-4 50.0	1-2 50.0	1-6 16.7	
10/06/2023	LAKESHORE	W 35-0	7-18 38.9	4-6 66.7	3-7 42.9	0-2 0.0	0-3 0.0	
10/13/2023	at Mattawan	W 15-13	8-18 44.4	4-7 57.1	1-5 20.0	1-2 50.0	2-4 50.0	
10/20/2023	BATTLE CREEK CENTRAL	W 55-12	2-5 40.0	0-0 0.0	1-2 50.0	0-2 0.0	1-1 100.0	
St. Joseph			43-108 39.8	15-31 48.4	10-29 34.5	9-23 39.1	9-25 36.0	0-0 0.0
Opponents			31-83 37.3	9-22 40.9	10-25 40.0	3-17 17.6	9-19 47.4	0-0 0.0

4th-Down Conversions

Date	Opponent	Score	Overall	1st Qtr	2nd Qtr	3rd Qtr	4th Qtr	Overtime
08/25/2023	at Niles	L 0-55	3-7 42.9	0-1 0.0	0-1 0.0	2-3 66.7	1-2 50.0	
08/31/2023	DET. HENRY FORD	W 2-0	0-0 0.0	0-0 0.0				
09/08/2023	KALAMAZOO CENTRAL	W 39-20	1-1 100.0	1-1 100.0	0-0 0.0	0-0 0.0	0-0 0.0	
09/15/2023	at BC Lakeview	W 27-21	4-5 80.0	1-2 50.0	1-1 100.0	2-2 100.0	0-0 0.0	
09/22/2023	PORTAGE CENTRAL	L 18-35	0-3 0.0	0-1 0.0	0-0 0.0	0-1 0.0	0-1 0.0	
09/29/2023	at Portage Northern	L 22-48	3-7 42.9	1-1 100.0	0-1 0.0	1-1 100.0	1-4 25.0	
10/06/2023	LAKESHORE	W 35-0	5-6 83.3	2-2 100.0	2-2 100.0	0-1 0.0	1-1 100.0	
10/13/2023	at Mattawan	W 15-13	1-3 33.3	0-0 0.0	1-2 50.0	0-1 0.0	0-0 0.0	
10/20/2023	BATTLE CREEK CENTRAL	W 55-12	2-3 66.7	0-0 0.0	1-1 100.0	1-2 50.0	0-0 0.0	
St. Joseph			19-35 54.3	5-8 62.5	5-8 62.5	6-11 54.5	3-8 37.5	0-0 0.0
Opponents			8-16 50.0	1-2 50.0	3-4 75.0	2-4 50.0	2-6 33.3	0-0 0.0

Time of Possession

Date	Opponent	Score	Overall	1st Qtr	2nd Qtr	3rd Qtr	4th Qtr	Overtime
08/25/2023	at Niles	L 0-55	26:19	4:34	5:50	9:27	6:28	
08/31/2023	DET. HENRY FORD	W 2-0	0:00	0:00				
09/08/2023	KALAMAZOO CENTRAL	W 39-20	20:15	5:39	5:00	4:00	5:36	
09/15/2023	at BC Lakeview	W 27-21	21:22	3:39	5:29	8:15	3:59	
09/22/2023	PORTAGE CENTRAL	L 18-35	14:50	2:51	2:30	6:42	2:47	
09/29/2023	at Portage Northern	L 22-48	25:14	8:07	5:06	5:24	6:37	
10/06/2023	LAKESHORE	W 35-0	30:04	9:25	9:24	4:21	6:54	
10/13/2023	at Mattawan	W 15-13	24:30	7:16	4:58	4:12	8:04	
10/20/2023	BATTLE CREEK CENTRAL	W 55-12	19:52	2:41	4:49	6:30	5:52	
St. Joseph			Total	44:12	43:06	48:51	46:17	0:00
			Avg.	4:54	4:47	5:25	5:08	0:00
Opponents			Total	51:48	52:54	47:09	48:21	0:00
			Avg.	5:45	5:52	5:14	5:22	0:00